

1734248-5 ✓ ACTIVE



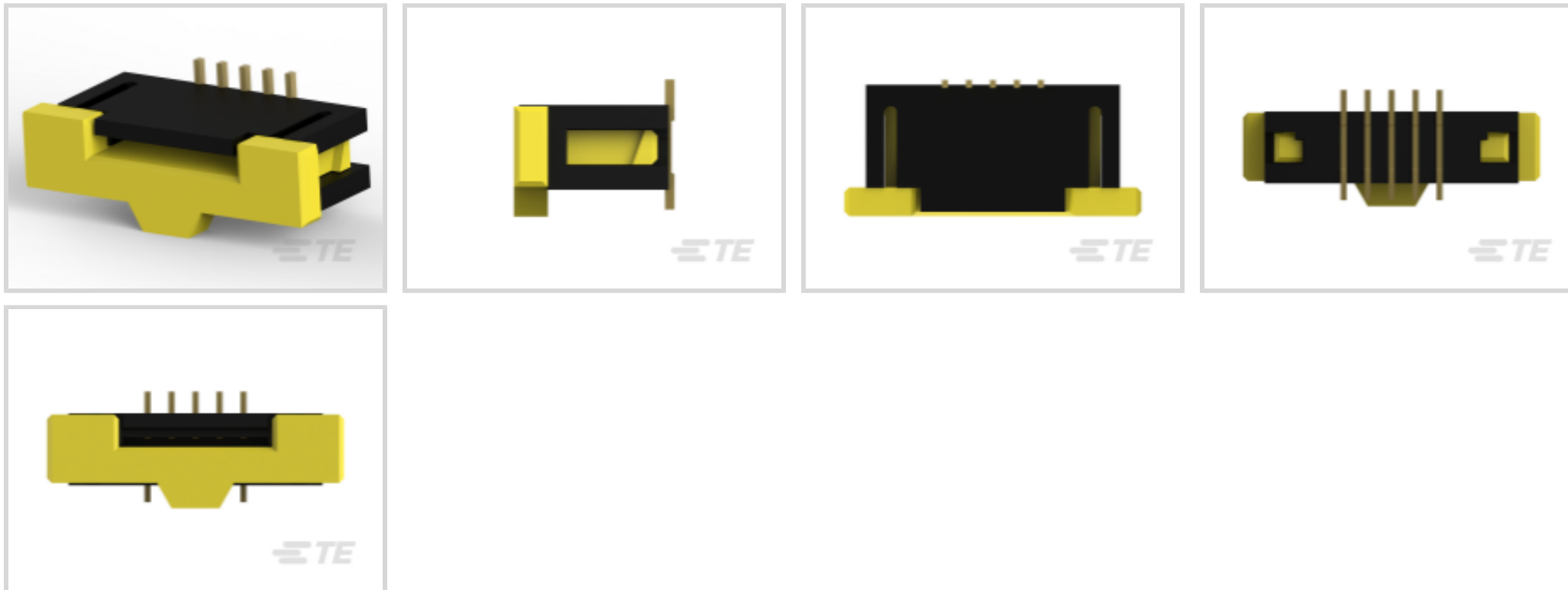
FPC

TE Internal #: 1734248-5

1 mm [.039 in] Centerline, Zero Insertion Force (ZIF), Vertical, Surface Mount, Stuffer Actuator, Gold Flash, 5 Position, FPC Connectors

[View on TE.com >](#)

Connectors > PCB Connectors > Wire-to-Board Connectors > FFC, FPC & Ribbon Connectors > FPC Connectors



Centerline (Pitch): 1 mm [.039 in]

Mating Retention Type: Zero Insertion Force (ZIF)

PCB Mount Orientation: Vertical

Termination Method to PCB: Surface Mount

FPC Actuator Type: Stuffer

Features

Product Type Features

PCB Connector Assembly Type	PCB Mount Receptacle
Connector Product Type	Connector Assembly
Connector System	Flex-to-Board
Connector & Contact Terminates To	Flexible Printed Circuit (FPC)
FPC Actuator Type	Stuffer

Configuration Features

Compatible With Wire & Cable Type	FFC, FPC
Number of Rows	1
PCB Mount Orientation	Vertical
Number of Positions	5

Electrical Characteristics

Operating Voltage	125 VDC
-------------------	---------

Body Features

Primary Product Color	Black
-----------------------	-------



Contact Features

PCB Contact Termination Area Plating Material Thickness	.025 μm [1 μin]
Contact Layout	Inline
Contact Type	Socket
Contact Mating Area Plating Material Thickness	.025 μm [1 μin]
Contact Shape & Form	Single Beam
PCB Contact Termination Area Plating Material	Gold
Contact Base Material	Phosphor Bronze
Contact Current Rating (Max)	1 A
Contact Mating Area Plating Material	Gold Flash

Termination Features

Termination Method to PCB	Surface Mount
---------------------------	---------------

Mechanical Attachment

Mating Alignment	With
PCB Mount Alignment	Without
PCB Mount Retention	With
Connector Mounting Type	Board Mount
Mating Retention Type	Zero Insertion Force (ZIF)

Housing Features

Housing Material	PA 9T
Centerline (Pitch)	1 mm [.039 in]

Dimensions

Connector Length	12.4 mm [.488 in]
Accepts Flex Cable Thickness	.3 mm [.012 in]
Connector Height	7.7 mm [.303 in]
Connector Width	4.6 mm [.181 in]

Usage Conditions

Operating Temperature Range	-20 – 85 $^{\circ}\text{C}$ [-4 – 185 $^{\circ}\text{F}$]
-----------------------------	--

Operation/Application

Circuit Application	Signal
---------------------	--------

Identification Marking

--	--

Circuit Identification Feature	Without
--------------------------------	---------

Packaging Features

Packaging Quantity	1000
Packaging Method	Tape

Product Compliance

[For compliance documentation, visit the product page on TE.com>](#)

EU RoHS Directive 2011/65/EU	Compliant
EU ELV Directive 2000/53/EC	Compliant
China RoHS 2 Directive MIIT Order No 32, 2016	No Restricted Materials Above Threshold
EU REACH Regulation (EC) No. 1907/2006	Current ECHA Candidate List: JUNE 2024 (241) Candidate List Declared Against: JAN 2021 (211) Does not contain REACH SVHC
Halogen Content	Not Low Halogen - contains Br or Cl > 900 ppm.
Solder Process Capability	Reflow solder capable to 260°C

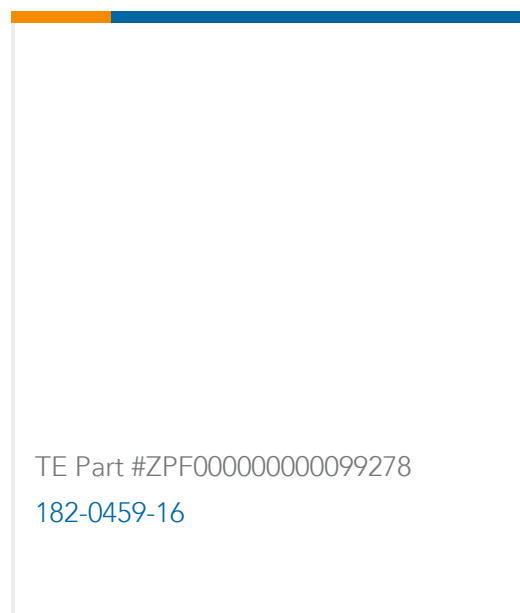
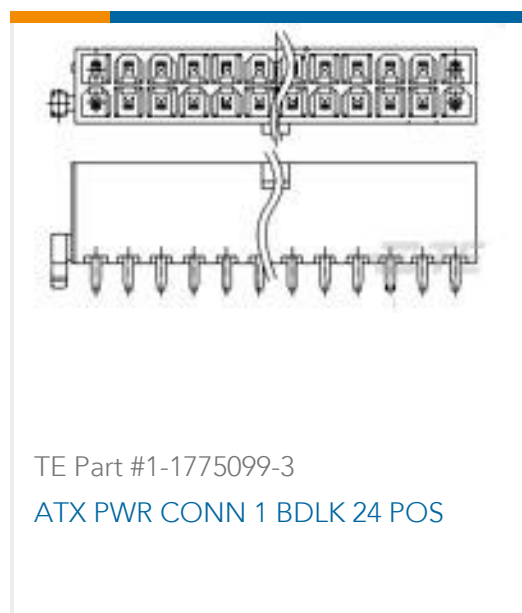
Product Compliance Disclaimer

This information is provided based on reasonable inquiry of our suppliers and represents our current actual knowledge based on the information they provided. This information is subject to change. The part numbers that TE has identified as EU RoHS compliant have a maximum concentration of 0.1% by weight in homogenous materials for lead, hexavalent chromium, mercury, PBB, PBDE, DBP, BBP, DEHP, DIBP, and 0.01% for cadmium, or qualify for an exemption to these limits as defined in the Annexes of Directive 2011/65/EU (RoHS2). Finished electrical and electronic equipment products will be CE marked as required by Directive 2011/65/EU. Components may not be CE marked. Additionally, the part numbers that TE has identified as EU ELV compliant have a maximum concentration of 0.1% by weight in homogenous materials for lead, hexavalent chromium, and mercury, and 0.01% for cadmium, or qualify for an exemption to these limits as defined in the Annexes of Directive 2000/53/EC (ELV). Regarding the REACH Regulation, the information TE provides on SVHC in articles for this part number is based on the latest European Chemicals Agency (ECHA) 'Guidance on requirements for substances in articles' posted at this URL: <https://echa.europa.eu/guidance-documents/guidance-on-reach>

Compatible Parts



Customers Also Bought



Documents

Product Drawings

1.0 FPC, ZIF V/T, SMT, 5P

English

CAD Files

3D PDF

3D

Customer View Model

[ENG_CVM_CVM_1734248-5_E_c-1734248-5-e.2d_dxf.zip](#)

English

Customer View Model

[ENG_CVM_CVM_1734248-5_E_c-1734248-5-e.3d_igs.zip](#)

English

Customer View Model

[ENG_CVM_CVM_1734248-5_E_c-1734248-5-e.3d_stp.zip](#)

English

By downloading the CAD file I accept and agree to the [Terms and Conditions](#) of use.

Datasheets & Catalog Pages



FPC Connector Family

English

[1-1773959-7-FPC-Connectors-CN](#)

English

Product Specifications

[Product Specification](#)

English