



Easy Series Automation and Control Essentials Catalog 2024

Everything you need for your fit-for-purpose control panels

www.se.com


Life Is On

Schneider
Electric



01. Easy Harmony
pushbuttons, switches, pilot
lights and signaling devices

Easy Harmony XVG Ø 60 monolithic tower lights



1

1 With base mounting

Light source		LED for steady light				
Colors (1)		Red, Green	Red, Amber, Green	Red, Amber, Green, Blue		
Voltage		24 VAC/VDC	220~240VAC	24 VAC/VDC	220~240VAC	24 VAC/VDC
Reference	Without buzzer, IP 53	XVGB2W	XVGM2W	XVGB3W	XVGM3W	XVGB4W
	With buzzer, IP 42	XVGB2SW	XVGM2SW	XVGB3SW	XVGM3SW	XVGB4SW

2 With direct aluminium tube mounting

Light source		LED for steady light				
Colors (1)		Red, Green	Red, Amber, Green	Red, Amber, Green, Blue		
Voltage		24 VAC/VDC	220~240VAC	24 VAC/VDC	220~240VAC	24 VAC/VDC
Reference	Without buzzer, IP 23	XVGB2T	XVGM2T	XVGB3T	XVGM3T	–
	With buzzer, IP 23	XVGB2ST	XVGM2ST	XVGB3ST	XVGM3ST	XVGB4ST

3 With aluminium tube mounting and L-bracket

Light source		LED for steady light						
Colors (1)		Red	Red, Green	Red, Amber, Green	Red, Amber, Green, Blue			
Voltage		24 VAC/VDC	220~240VAC	24 VAC/VDC	220~240VAC	24 VAC/VDC	220~240VAC	24 VAC/VDC
Reference	Flashing light with buzzer	XVGB1SFA	XVGM1SFA	–	–	–	–	–
	Without buzzer, IP 23	XVGB1A	XVGM1A	XVGB2	XVGM2	XVGB3	XVGM3	XVGB4
	With buzzer, IP 23	XVGB1SA	XVGM1SA	XVGB2S	XVGM2S	XVGB3S	XVGM3S	XVGB4S

4 With aluminium tube mounting and fixing plate

Light source		LED for steady light				
Colors (1)		Red, Green	Red, Amber, Green	Red, Amber, Green, Blue		
Voltage		24 VAC/VDC	220~240VAC	24 VAC/VDC	220~240VAC	24 VAC/VDC
Reference	Without buzzer, IP 53	XVGB2H	XVGM2H	XVGB3H	XVGM3H	XVGB4H
	With buzzer, IP 42	XVGB2SH	XVGM2SH	XVGB3SH	XVGM3SH	XVGB4SH

5 With aluminium tube mounting and foldable bracket

Light source		LED for steady light						
Colors (1)		Red	Red, Green	Red, Amber, Green	Red, Amber, Green, Blue			
Voltage		24 VAC/VDC	220~240VAC	24 VAC/VDC	220~240VAC	24 VAC/VDC	220~240VAC	24 VAC/VDC
Reference	Flashing light with buzzer	XVGB1SM-FA	XVGM1SM-FA	–	–	–	–	–
	Without buzzer, IP 53	XVGB1MA	XVGM1MA	XVGB2M	XVGM2M	XVGB3M	XVGM3M	XVGB4M
	With buzzer, IP 42	XVGB1SMA	XVGM1SMA	XVGB2SM	XVGM2SM	XVGB3SM	XVGM3SM	XVGB4SM

6 Accessories (for association)

Color		White					
Unit type		Folding mounting bracket for support tube mounting			Wall mounting bracket		
Reference		XVGZ02 (2)			XVMZ02W (3)		

(1) The colors are listed in the same order as the mounting order of the illuminated units (from top to bottom).

(2) Compatible with XVGB●H, XVGB●SH, XVGB●M●, XVGB●SM●, XVGM●H, XVGM●SH, XVGM●M●, XVGM●SM.

(3) Compatible with XVGB●T, XVGB●ST, XVGM●T, XVGM●ST.

Note: Commercial references ending with "A" have shorter pole length.

Easy Harmony XA2 plastic pushbuttons









1









2

1

1 Pushbuttons with flush push, unmarked

Color		 White	 Black	 Green	 Red	 Yellow	 Blue
Contact		NO			NC	NO	
Connection		Screw clamp terminals					
Complete product for standard mounting	Spring–return	XA2EA11	XA2EA21	XA2EA31	XA2EA42	XA2EA51	XA2EA61
	Push–push	–	XA2EH021	XA2EH031	XA2EH042	XA2EH051	–
Contact		NO+NC					
		–	XA2EA25	XA2EA35	XA2EA45	–	–
Contact		NO					
		–	–	–	XA2EA41	–	–

2 Pushbuttons with flush push, marked

Color	 White	 Black	 Green	 Red	 Red	
Marking	A	 ↑	"I" (white)	"O" (white)	"STOP" (white)	
Contact	NO			NC	NC	
Connection	Screw clamp terminals					
Complete product for standard mounting	XA2EA3341	XA2EA3351	XA2EA3311	XA2EA6511	XA2EA4322	XA2EA4342




3



4

3 Trigger action Emergency stop mushroom head pushbuttons

Color	 Red			
Diameter of head	Ø 40	Ø 30	Ø 40	Ø 60
Contact	NC Push-pull	NC Turn to release		
Connection	Screw clamp terminals			
Complete product for standard mounting	XA2ET42	XA2ES442	XA2ES542	XA2ES642

4 Mushroom head pushbuttons, spring return

Color		● Black	● Green	● Red
Diameter of head		Ø 40	Ø 40	Ø 40
Contact		NO		NC
Connection		Screw clamp terminals		
Complete product for standard mounting		XA2EC21	XA2EC31	XA2EC42



5









6

5 Selector switches

Positions		2 ∨	2 ∩	2 ∨	3 ∨	3 ∩
Contact		NO		NO + NC	2 NO	
Connection		Screw clamp terminals				
Complete product for standard mounting	Standard handle	XA2ED21	XA2ED41	XA2ED25	XA2ED33	XA2ED53
	Long handle	XA2EJ21	–	XA2EJ25	XA2EJ33	XA2EJ53








6 Key switches

Positions							
Contact		NO	2 NO				
Connection		Screw clamp terminals					
Complete product for standard mounting	Key switch (No. 455)	XA2EG21	XA2EG43	XA2EG63	XA2EG73	XA2EG33	XA2EG03

Easy Harmony XA2 plastic pushbuttons

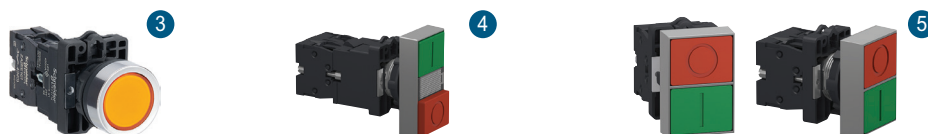


1 Pilot lights with integral LED







Color		 White	 Green	 Red	 Amber	 Blue	 Yellow	 Bi-color(Green/Red)
Connection		Screw clamp terminals						
Complete product for standard mounting	12 V AC/DC	XA2EVJ1LC	XA2EVJ3LC	XA2EVJ4LC	XA2EVJ5LC	XA2EVJ6LC	XA2EVJ8LC	–
	24 V AC/DC	XA2EVB1LC	XA2EVB3LC	XA2EVB4LC	XA2EVB5LC	XA2EVB6LC	XA2EVB8LC	XA2EVB34LC
	30 V AC/DC	XA2EVC1LC	XA2EVC3LC	XA2EVC4LC	XA2EVC5LC	XA2EVC6LC	XA2EVC8LC	–
	48 V AC/DC	XA2EVE1LC	XA2EVE3LC	XA2EVE4LC	XA2EVE5LC	XA2EVE6LC	XA2EVE8LC	–
	63.5 V AC/DC	XA2EVEE1LC	XA2EVEE3LC	XA2EVEE4LC	XA2EVEE5LC	XA2EVEE6LC	XA2EVEE8LC	–
	110 V AC/DC	XA2EVF1LC	XA2EVF3LC	XA2EVF4LC	XA2EVF5LC	XA2EVF6LC	XA2EVF8LC	–
	220...230 V AC	XA2EVM1LC	XA2EVM3LC	XA2EVM4LC	XA2EVM5LC	XA2EVM6LC	XA2EVM8LC	XA2EVM34LC
	220 V DC	XA2EVM1LC	XA2EVM3LC	XA2EVM4LC	XA2EVM5LC	XA2EVM6LC	XA2EVM8LC	–
380...400 V AC	XA2EVQ1LC	XA2EVQ3LC	XA2EVQ4LC	XA2EVQ5LC	XA2EVQ6LC	XA2EVQ8LC	–	

2 Indicators with Integral LEDs

Connection	Screw clamp terminals			
Type	–	Isolation switch indicator	Circuit breaker indicator	Ground Indicator
Complete product for standard mounting	110 V AC	XA2EVF34SPC	XA2EVM34SPC	XA2EVQ34SPC
	220 V AC	XA2EVF34BPC	XA2EVM34BPC	XA2EVQ34BPC
	(Green/Red) 380 V AC	XA2EVF34GPC	XA2EVM34GPC	XA2EVQ34GPC



3 Illuminated pushbuttons with integral LED

Color		 White	 Green	 Red	 Yellow	 Blue	 Red
Contact		NO					NC
Connection		Screw clamp terminals					
Complete product for standard mounting	24 V AC/DC	XA2EW31B1	XA2EW33B1	XA2EW34B1	XA2EW35B1	XA2EW36B1	XA2EW34B2
	220...230 V AC	XA2EW31M1	XA2EW33M1	XA2EW34M1	XA2EW35M1	XA2EW36M1	XA2EW34M2
	380...400 V AC	XA2EW31Q1	–	–	–	–	XA2EW34Q2


4 Double-headed pushbuttons, spring return with pilot light block

Complete product for standard mounting	24 VAC/DC	XA2EW7L3741B5
(Green/Red)	220...230 V AC	XA2EW7L3741M5

5 Double-headed pushbuttons, spring return without pilot light block

Complete product for standard mounting	XA2EA7A3415
--	-------------

Accessories for Easy Harmony XA2 plastic pushbuttons



1

1 Contact functions (for all XA2 pushbuttons and switches)

Type	Contact function	
Contact	NO	NC
Connection	Screw clamp terminals	
Reference	ZA2EE101	ZA2EE102

2 Bulbs with BA 9s base fitting and associated accessories

Color	<input type="radio"/> White	<input type="radio"/> Yellow	<input type="radio"/> Blue
Voltage	24 VAC/VDC		
Reference	DL1LED241	DL1LED245	DL1LED246

3 Bezel tool

Application	Tightening head fixing nut
Reference	ZB5AZ905







4 Anti-rotation plate

Application	Prevents head from rotation
Reference	ZB5AZ902

Easy Harmony XB2 metal pushbuttons



1 Pushbuttons with flush push, unmarked (1)

Color	 White	 Black	 Green	 Red	 Yellow	 Blue
Contact	NO			NC	NO	
Connection	Screw clamp terminals					
Complete product for standard mounting	XB2BA11C	XB2BA21C	XB2BA31C	XB2BA42C	XB2BA51C	XB2BA61C

2 Pushbuttons with flush push, marked (1)

Color	White	Black	Green	Red
Marking	"Arrow"	"Arrow"	"I" (white)	"O" (white)
Contact	NO			
Connection	Screw clamp terminals			
Complete product for standard mounting	XB2BA3341C	XB2BA3351C	XB2BA3311C	XB2BA4322C

3 Pushbuttons with projecting push, unmarked (1)






Color	Green	Red
Contact	NO	NC
Connection	Screw clamp terminals	
Complete product for standard mounting	XB2BL31C	XB2BL42C



1 Pushbuttons with booting push, unmarked (1)


Color	Black	Green	Red
Contact	NO		NC
Connection	Screw clamp terminals		
Complete product for standard mounting	XB2BP21C	XB2BP31C	XB2BP42C

2 Mushroom head pushbuttons, spring return (1)


Color	 Black	 Green	 Red	 Yellow	 Black
Diameter of head	Ø 40				Ø 60
Contact	NO		NC	NO	
Connection	Screw clamp terminals				
Complete product for standard mounting	XB2BC21C	XB2BC31C	XB2BC42C	XB2BC51C	XB2BR21C



1 Emergency stop pushbuttons (1)(2)

Color	 Red		
Diameter of head	Ø 40		
Contact	NC Push -pull		NC Turn to release
Connection	Screw clamp terminals		
Complete product for standard mounting	XB2BT842C		XB2BS8442C

2 Emergency switch off pushbuttons (1)

Color	 Red			
Diameter of head	Ø 40	Ø 30	Ø 40	Ø 60
Contact	NC Push -pull	NC Turn to release		
Connection	Screw clamp terminals			
Complete product for standard mounting	XB2BT42C	XB2BS442C	XB2BS542C	XB2BS642C

(1) This product line will be available starting in Q3 2023.

(2) Emergency stop pushbuttons should have a maximum of 4 numbers of contact blocks, installed in 2 rows only.

Easy Harmony XB2 metal pushbuttons



1








2



3

Selector switches (1)

Positions		2 		2 		3 	3 	2 	
Contact		NO	NO + NC	NO	NO + NC	2 NO			
Connection		Screw clamp terminals							
Complete product for standard mounting	1 Standard handle	XB2BD21C	XB2BD25C	XB2BD41C	XB2BD45C	XB2BD33C	XB2BD53C	XB2BD73C	
	2 Long handle	XB2BJ21C	XB2BJ25C	–	–	XB2BJ33C	XB2BJ53C	–	

3 Key switches (No. 455) (1)

Positions	2	2	2	3	3	3	
Connection	Screw clamp terminals						
Complete product for standard mounting	NO	XB2BG21C	XB2BG41C	XB2BG61C	-	-	-
	2 NO	-	-	-	XB2BG33C	XB2BG53C	XB2BG03C
	NO + NC	XB2BG25C	XB2BG45C	XB2BG65C	-	-	-








1



2

Illuminated pushbuttons with integral LED (1)

Color		 White	 Green	 Red	 Yellow	 Blue
Contact		NO				
Connection		Screw clamp terminals				
Complete product for standard mounting	① 24 V AC/DC	XB2BW31B1C	XB2BW33B1C	XB2BW34B1C	XB2BW35B1C	XB2BW36B1C
	② 220...230 V AC	XB2BW31M1C	XB2BW33M1C	XB2BW34M1C	XB2BW35M1C	XB2BW36M1C



Joysticks

Return type	Spring return	Stay
2 Directions	XD2PA22CR	XD2PA12CR
4 Directions	XD2PA24CR	XD2PA14CR



1



2

Buzzers

Characteristics	Non-illuminated 1	Illuminated 2
24 V AC/DC	XB2BSBC	XB2BSB4LC
220...230 V AC	XB2BSMC	XB2BSM4LC

(1) This product line will be available starting in Q3 2023.

Note: For illuminated pilot lights, please refer to Easy Harmony XA2 range.






Easy Harmony XB2 metal pushbuttons



1 Pushbutton heads with flush push, unmarked

Color	White	Black	Green	Red	Yellow	Blue
Push button Head for standard mounting	ZB2BA1C	ZB2BA2C	ZB2BA3C	ZB2BA4C	ZB2BA5C	ZB2BA6C

2 Pushbutton heads with flush push, marked

Color	 White	 Black	 Green	 Red	 Blue	
Marking	“Arrow” (black)	“Arrow”	“I”	“O”	“STOP”	“Double arrow”
Push button Head for standard mounting	ZB2BA334C	ZB2BA335C	ZB2BA331C	ZB2BA432C	ZB2BA434C	ZB2BA651C

3 Pushbutton heads with projecting push, unmarked

Color	Black	Green	Red	Yellow
Push button Head for standard mounting	ZB2BL2C	ZB2BL3C	ZB2BL4C	ZB2BL5C

4 Pushbutton head with projecting push, marked






Color	Red
Push button Head for standard mounting	ZB2BL432C



1 Pushbutton heads with booted push, unmarked

Color	Black	Green	Red	Yellow	Blue
Push button Head for standard mounting	ZB2BP2C	ZB2BP3C	ZB2BP4C	ZB2BP5C	ZB2BP6C

2 Mushroom pushbutton heads, spring return


Color		 Black	 Green	 Red	 Yellow	 Blue
Push button Head for standard mounting	Ø 40	ZB2BC2C	ZB2BC3C	ZB2BC4C	ZB2BC5C	ZB2BC6C
	Ø 60	ZB2BR2C	ZB2BR3C	ZB2BR4C	–	–



1 Emergency stop pushbutton heads (1)

Color	● Red	
Diameter of head	Ø 40	
Release type	Push-pull	Turn to release
Push button head for standard mounting	ZB2BT84C	ZB2BS844C

2 Emergency switch off pushbutton heads

Color	 Red	 Yellow	 Black	 Red		
Diameter of head	Ø 40		Ø 30		Ø 40	Ø 60
Release type	Push-pull		Turn to release			
Push button head for standard mounting	ZB2BT4C	ZB2BT5C	ZB2BS42C	ZB2BS44C	ZB2BS54C	ZB2BS64C

(1) Emergency stop pushbuttons should have a maximum of 4 numbers of contact blocks, installed in 2 rows only.

Easy Harmony XB2 metal pushbuttons



Selector switch heads

Positions		2	2	3	3	3
Complete product for standard mounting	1 Standard handle	ZB2BD2C	ZB2BD4C	ZB2BD3C	ZB2BD5C	ZB2BD7C
	2 Long handle	ZB2BJ2C	ZB2BJ4C	ZB2BJ3C	ZB2BJ5C	ZB2BJ7C

3 Key switch heads (No. 455)

Positions		2	2	2	3	3	3
Selector switch head for standard mounting		ZB2BG2C	ZB2BG4C	ZB2BG6C	ZB2BG3C	ZB2BG5C	ZB2BG0C



1 Illuminated pushbutton heads with flush push

Color		White	Green	Red	Orange	Blue
Push button head for standard mounting		ZB2BW31C	ZB2BW33C	ZB2BW34C	ZB2BW35C	ZB2BW36C

2 Illuminated pushbutton heads with projecting push

Color		White	Green	Red
Push button head for standard mounting		ZB2BW11C	ZB2BW13C	ZB2BW14C



Contact block sub-assemblies

Contact		1 NO	1 NC	2 NO	2 NC	1 NO + 1 NC
Connection		Screw clamp terminals				
1 With fixing collar		ZB2BZ101C	ZB2BZ102C	ZB2BZ103C	ZB2BZ104C	ZB2BZ105C
2 No fixing collar		ZB2BE101C	ZB2BE102C	-	-	-



1 Illuminated contact block sub-assemblies, BA9S bulb base with LED bulb

Color		White	Green	Red	Orange	Blue
Connection		Screw clamp terminals				
24V AC/DC	1 NO	ZB2BWB11C	ZB2BWB31C	ZB2BWB41C	ZB2BWB51C	ZB2BWB61C
	1 NC	-	ZB2BWB32C	ZB2BWB42C	ZB2BWB52C	-
220-230V AC	1 NO	ZB2BWM11C	ZB2BWM31C	ZB2BWM41C	ZB2BWM51C	ZB2BWM61C
	1 NC	-	ZB2BWM32C	ZB2BWM42C	ZB2BWM52C	-

2 Illuminated contact block sub-assemblies, BA9S bulb base without bulb

Contact		NO	NC	2 NO	NO + NC
Connection		Screw clamp terminals			
<380V AC direct		ZB2BW061C	ZB2BW062C	ZB2BW063C	ZB2BW065C

Easy Harmony XB2 metal pushbuttons



Push-push module (1)

Push button convertor	ZB2BZ21C
-----------------------	----------



BA9S LED bulbs

Color	White	Green	Red	Orange	Blue
Connection	Screw clamp terminals				
24V AC/DC (2)	DL1-LED241	DL1-LED243	DL1-LED244	-	-
110V AC/DC	DL1-LED1101	DL1-LED1103	DL1-LED1104	DL1-LED1105	DL1-LED1106
220V AC/DC	-	DL1-LED2203	DL1-LED2204	DL1-LED2205	DL1-LED2206

(1) Component to install before contact blocks, to convert spring return connection to push-push connection.

(2) 24V AC/DC bulbs are sold in lots of 10.

Accessories for Easy Harmony XB2 metal pushbuttons



1

2

EMERGENCY STOP

1 Empty Legend holders (1)

Size	30 x 40 mm	30 x 50 mm
Suitable for legend plate size	8 x 27 mm	18 x 27 mm
Reference	ZB2BZ32C	ZB2BZ33C

2 Legend plates (1)

Marking	"STOP"	"ON"	"OFF-ON"	"EMERGENCY STOP"	"OFF-ON"	Unmarked
Size	8 x 27 mm				18 x 27 mm	
Color	Red	Black		Yellow	Black	White
Reference	ZBY02304C	ZBY02311C	ZBY02367C	ZBY04330C	ZBY502367C	ZBY5102C



3



4



5

3 Emergency stop legend (1)

Application	Legend for emergency stop push button
Reference	ZB2BY9330C

4 Emergency stop guard

Application	Guard for dia 40mm emergency stop push button
Reference	ZB2BZ1605C

5 Dust protection boot (1)

Application	Dust protection cap
Reference	ZB2BPAC

(1) Sold in lots of 10.



02. Easy Harmony ET6

Easy Harmony ET6 Essential Touch-screen Panels



Easy Harmony ET6 SIO models with IP65 degree of protection		
Screen size	7" ¹	10.1" ²
Screen resolution (pixels)	800 x 480 WVGA	1024 x 600 WSVGA
Touch screen or keypad	Touch screen	
Software	Vijeo Designer Basic V1.2 or above	
Memory capacity	User data memory	256 MB (for system data , screen data and logging data storage)
	Backup memory	128 KB
	Local logging data storage	max. 32MB
Communication	Serial line	9-way male SUB-D, RS-232C (COM1) + 9-way male SUB-D, RS-422/RS485 (COM2)
	USB connection	1 micro-B connector
Operating temperature	0...50 °C	
Industrial certifications	CE, UL/cUL 61010-2-201, KC, EAC, UKCA, RCM, European RoHS/China RoHS, REACH, WEEE	
Cut-out (mm)	190 x 135	255 x 185
Dimensions (mm)	205.5 x 150.5 x 45	270.5 x 200.5 x 47
Reference	HMIET6401	HMIET6501



Easy Harmony ET6 ETH models with IP65 degree of protection					
Screen size		7" ³	10.1" ⁴	12.1" ⁵	15.6" ⁶
Screen resolution (pixels)		800 x 480 WVGA	1024 x 600 WSVGA	1280 x 800 WXGA	1366 x 768 FWXGA
Touch screen or keypad		Touch screen			
Software		Vijeo Designer Basic V1.2 or above			
Memory capacity	User data memory	256 MB (for system data , screen data and logging data storage)			
	Backup memory	128 KB			
	Local logging data storage	max. 32MB			
Communication	Ethernet port	Ethernet 10/100BASE-TX			
	Serial line	9-way male SUB-D, RS-232C (COM1) + 9-way male SUB-D, RS-422/RS485 (COM2)			
	USB connection	1 type A connector + 1 micro-B connector			
Operating temperature		0...50 °C			
Industrial certifications		CE, UL/cUL 61010-2-201, KC, EAC,UKCA, RCM, European RoHS, China RoHS, REACH, WEEE			
Cut-out (mm)		190 x 135	255 x 185	295 x 217	394 x 250
Dimensions (mm)		205.5 x 150.5 x 45	270.5 x 200.5 x 47	310.5 x 232.5 x 50	412 x 268 x 50
Reference		HMIET6400	HMIET6500	HMIET6600	HMIET6700

Easy Harmony ET6 - Programming Software and Accessories



Vijeo Designer Basic, programming software for Easy Harmony ET6 panels

Compatibility	All Easy Harmony ET6 panels (required V1.2 or above)
Type of Vijeo Designer license	Single-station Build Time
Number of stations	1
Type of support	DVD
License duration	Unlimited
Reference	To download this software, visit Schneider Electric web site, Vijeo Designer Basic

2



Spare parts

Description	Power supply connector (5 pieces/set)
Compatibility	All Easy Harmony ET6
Reference	HMIZGPWS1



Connection accessories

Connection type	1 USB micro-B connector (male) + 1 USB micro-B connector (female) ①	1 USB type A connector (male) + 1 USB type A connector (female) ②
Description	Extension cable that attaches USB (micro-B) interface to the front panel of the cabinet	Extension cable that attaches USB (type A) interface to the front panel of the cabinet
Cable length (m)	1	1.8
Reference	HMIZSUSBB2	XBTZGUSB



Cables for connecting Easy Harmony ET6 panels to Schneider Electric products

Range compatibility	Modicon M221, M241, M251, M262, M340, M218, M238, M258	TeSys U/T starters, Altivar drives, Altistart starters, Lexium motion control, Preventa XPS MC
Connection type	1 male connector RJ45 + 1 female connector 9-way Sub-D	1 male connector RJ45 + 1 female connector 9-way Sub-D
Interface	RS 485	
Communication protocol	–	Modbus
Compatibility	All Easy Harmony GXU panels	
Cable length (m)	2.5	
Reference	XBTZ9008	XBTZ9008

Easy Harmony ET6 - Accessories



Cables for third-party PLCs		
Third-party PLCs	Customizable cables	
Compatibility	All Easy Harmony ET6 models	
Connection cable	RS 422	
Connection type	9-way SUB-D/flying leadsat other end ①	
Interface	RS 422	
Cable length (m)	5	
Reference	XBTZG9722	
Connecting Easy Harmony ET6 panels via Modbus serial link		
Description	Modbus serial link	Power supply connector
Compatibility	All Easy Harmony ET6 models	
Tap-off units	8-port Modbus splitter box LU9GC32-porttap junctionTWDXCAISO, and TWDXCAT3RJ	
Communication protocol	Modbus	
Connection type	1 male connector RJ45/9-way SUB-D ②	
Interface	RS 485	
Cable length (m)	2.5	
Reference	XBTZ9008	

(1) Customized cable with Siemens PB connector 6ES7972-0Bx12-0XA0.

2