


HIGH TEMPERATURE

TH Power Inductors – AGP2923



- AEC-Q200 Grade 1 qualified
- Ideal for a variety of automotive applications
- Designed for high temperature environments – up to 140°C ambient
- Developed for high current power supply applications with high saturation current requirements
- Through-hole vertical mounting allows for a small footprint
- Four additional mounting pins provides stability and excellent board adhesion in high-vibration environments
- Flat wire windings for extremely low DC and AC resistance

Part number	Inductance ¹ ±10% (µH)	DCR (mOhms) ²		SRF typ ³ (MHz)	Isat (A) ⁴			Irms (A) ⁵	
		nom	max		10% drop	20% drop	30% drop	20°C rise	40°C rise
AGP2923-332KL	3.3	2.3	2.6	40	95	104	108	19	26
AGP2923-472KL	4.7	2.3	2.6	30	63	69	72	19	26
AGP2923-682KL	6.8	2.3	2.6	25	48	53	56	19	26
AGP2923-103KL	10	2.3	2.6	20	30	34	37	19	26
AGP2923-153KL	15	2.3	2.6	16	20.5	23	24.5	19	26
AGP2923-223KL	22	2.3	2.6	13	12.2	14.7	16.4	19	26
AGP2923-333KL	33	2.3	2.6	10	7.5	9.2	10.3	19	26

1. Inductance tested at 300 kHz, 0.1 Vrms on Agilent/HP 4192A.
 2. DCR measured on a Keithley 580 micro-ohmmeter or equivalent.
 3. SRF measured on an Agilent/HP 4395A network analyzer and an Agilent/HP 16093B test fixture.
 4. DC current at 25°C that causes the specified inductance drop from its value without current. [Click for temperature derating information.](#)
 5. Current that causes the specified temperature rise from 25°C ambient. This information is for reference only and does not represent absolute maximum ratings. [Click for temperature derating information.](#) When Irms is greater than Isat, Isat is the more critical specification and Irms is shown in gray type.
 6. Electrical specifications at 25°C.
- Refer to Doc 362 "Soldering Surface Mount Components" before soldering.

Core material Ferrite

Core and winding loss See www.coilcraft.com/coreloss

Terminations

Electrical terminations: RoHS compliant tin-silver over copper

Mounting pins: Matte tin over copper over steel

Weight 37 g

Ambient temperature –40°C to +140°C with Irms current

Maximum part temperature +180°C (ambient + temp rise). [Derating.](#)

Storage temperature Component: –40°C to +180°C.

Tray packaging: –40°C to +80°C

Moisture Sensitivity Level (MSL) 1 (unlimited floor life at <30°C / 85% relative humidity)

Packaging 25 parts per tray

PCB washing Tested to MIL-STD-202 Method 215 plus an additional aqueous wash. See [Doc787_PCB_Washing.pdf](#).



www.coilcraft.com

US +1-847-639-6400 sales@coilcraft.com

UK +44-1236-730595 sales@coilcraft-europe.com

Taiwan +886-2-2264 3646 sales@coilcraft.com.tw

China +86-21-6218 8074 sales@coilcraft.com.cn

Singapore + 65-6484 8412 sales@coilcraft.com.sg

Document 932-1 Revised 12/10/21

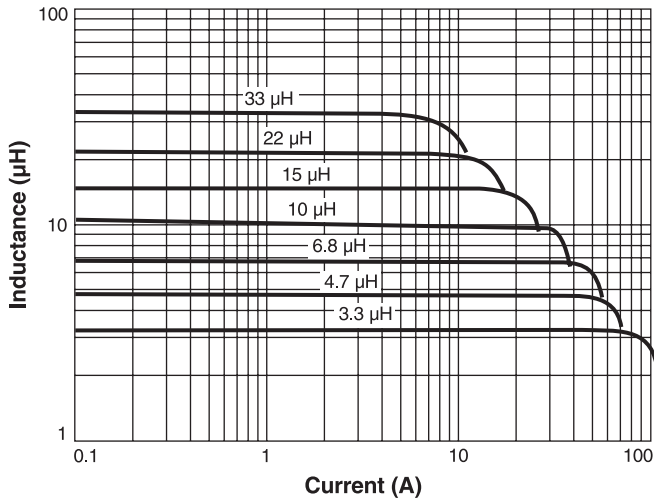
© Coilcraft Inc. 2021

This product may not be used in medical or high risk applications without prior Coilcraft approval. Specification subject to change without notice. Please check web site for latest information.

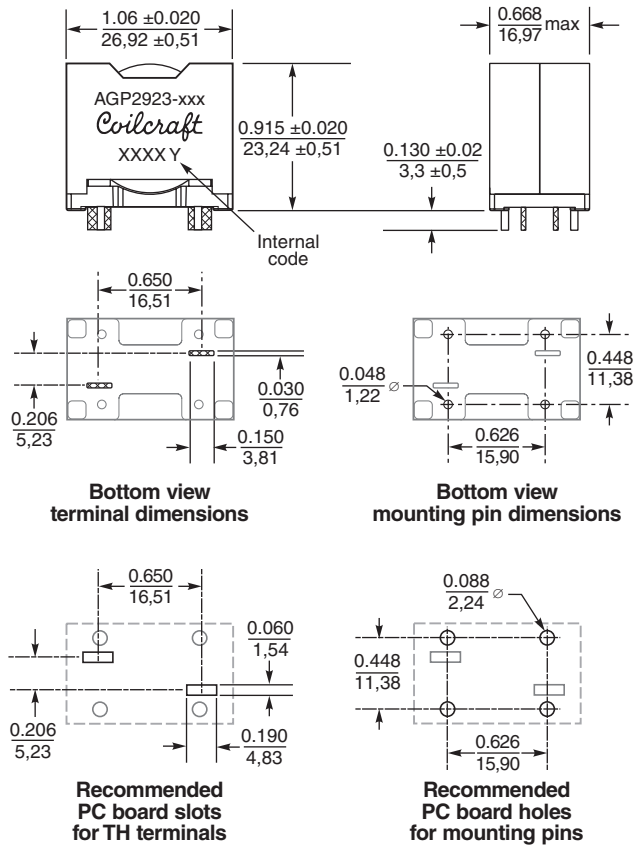
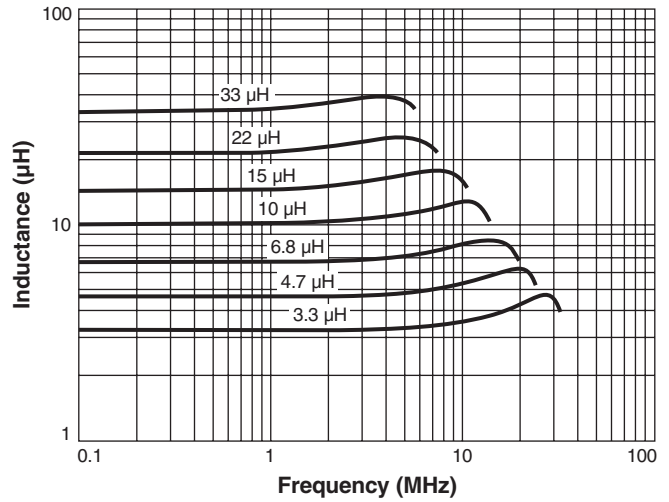
HIGH TEMPERATURE

Through Hole Power Inductors – AGP2923 Series

L vs Current



L vs Frequency



Dimensions are in $\frac{\text{inches}}{\text{mm}}$



US +1-847-639-6400 sales@coilcraft.com
UK +44-1236-730595 sales@coilcraft-europe.com
Taiwan +886-2-2264 3646 sales@coilcraft.com.tw
China +86-21-6218 8074 sales@coilcraft.com.cn
Singapore + 65-6484 8412 sales@coilcraft.com.sg

Document 932-2 Revised 12/10/21

© Coilcraft Inc. 2021

This product may not be used in medical or high risk applications without prior Coilcraft approval. Specification subject to change without notice. Please check web site for latest information.