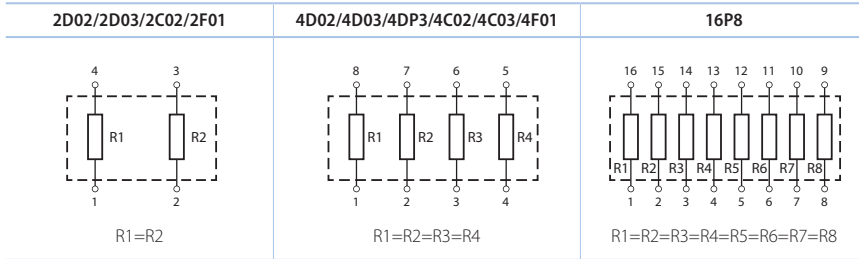


### Feature (特性)

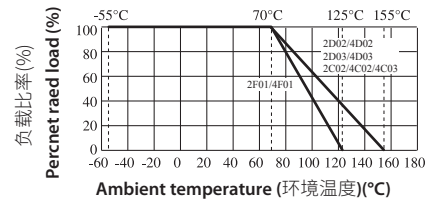
- High density, more than 1 resistors in one small case 高度密集, 多个电阻在一个表贴封装中
- Improvement of placement efficiency 装配效率高
- Tape/Reel packaging is suitable for automatic placement machine 编带卷装适合自动化机器
- Superior solderability 优越焊锡性
- Application: Master board, CD & DVD Rom, Hard Disk, RAM  
应用于 CD、DVD、硬盘、内存、主板等



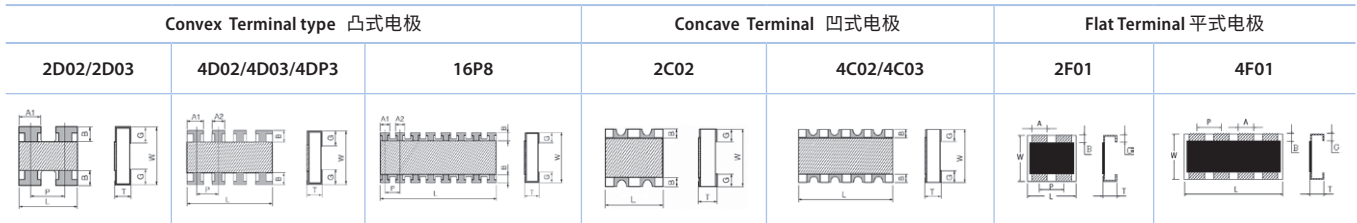
### Equivalent Circuit Diagram (等效电路图)



### Derating Curve (降功率曲线)



### Dimensions in mm (外观尺寸)



\*The 16P8 series of Anti-sulfuration products are available in particular.  
\*16P8 系列抗硫化产品可特别提供

Type 类型	Dimensions 尺寸 (mm)							
	L	W	T	A1	A2	B	P	G
2D02 0402*2	1.00±0.10	1.00±0.10	0.35±0.10	0.33±0.10	/	0.15±0.05	0.65±0.05	0.25±0.10
4D02 0402*4	2.00±0.10	1.00±0.10	0.45±0.10	0.40±0.05	0.30±0.05	0.20±0.15	0.50±0.05	0.30±0.15
2D03 0603*2	1.60±0.15	1.60±0.15	0.50±0.10	0.60±0.15	/	0.30±0.10	0.80±0.05	0.25±0.10
4D03/4DP3 0603*4	3.20±0.20	1.60±0.20	0.50±0.10	0.65±0.15	0.50±0.15	0.30±0.15	0.80±0.10	0.30±0.15
16P8	4.00±0.20	1.60±0.15	0.45±0.10	0.45±0.05	0.30±0.05	0.30±0.15	0.50±0.05	0.40±0.15
2C02 0402*2	1.00±0.10	1.00±0.10	0.35±0.10	/	/	0.15±0.10	/	0.30±0.10
4C02 0402*4	2.00±0.10	1.00±0.10	0.45±0.10	/	/	0.15±0.10	/	0.30±0.10
4C03 0603*4	3.20±0.20	1.60±0.20	0.60±0.10	/	/	0.30±0.20	/	0.40±0.10
2F01 0201*2	0.80±0.10	0.60±0.10	0.35±0.10	0.30±0.10	/	0.15±0.10	0.50±0.05	0.15±0.10
4F01 0201*4	1.40±0.10	0.60±0.10	0.35±0.10	0.20±0.10	/	0.15±0.10	0.40±0.05	0.15±0.10

### Ratings (规格)

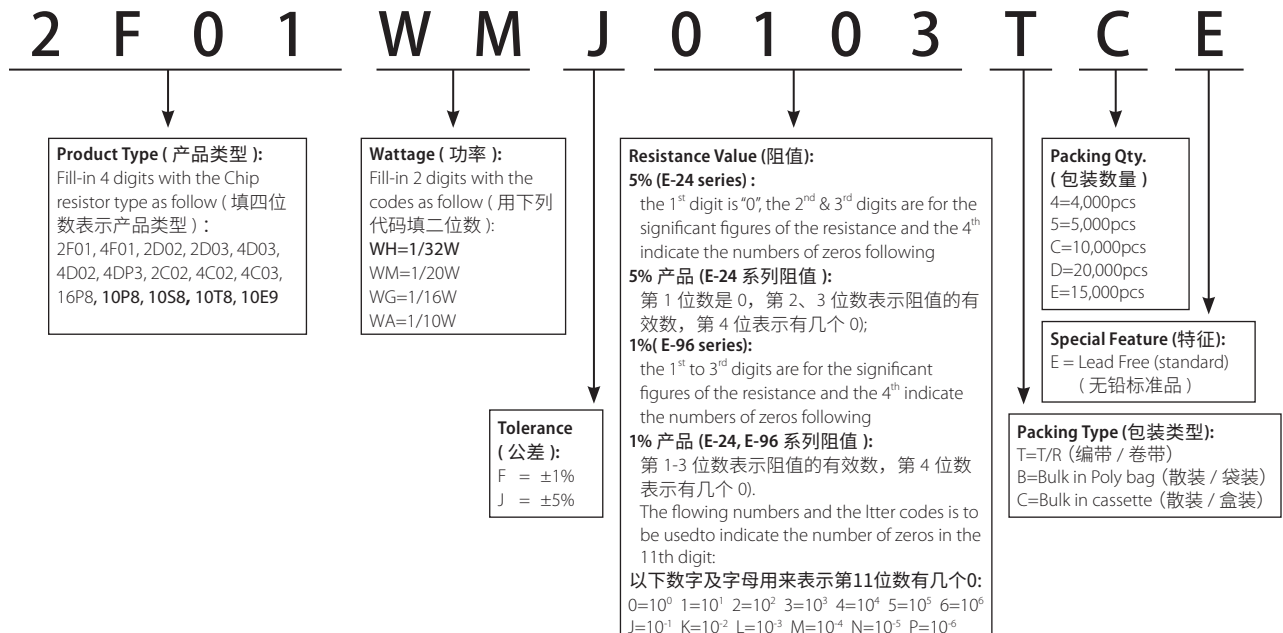
Type 类型	Power Rating 额定功率	Max Working Voltage 最大工作电压	Max Overload Voltage 最大过负荷电压	Dielectric Withstanding Voltage 绝缘耐压	Resistance Range 阻值范围 ±5%, ±1%	Temperature Coefficient 温度系数 PPM/°C	Operating Temperature 工作温度范围	Resistance Value of Jumper 零欧姆电阻阻值	Rated Current of Jumper 零欧姆电阻额定电流
2D02	1/16W	50V	100V	100V	10Ω~1MΩ	±200			
4D02	1/16W	50V	100V	100V	10Ω~1MΩ	±200			
2D03	1/16W	50V	100V	100V	10Ω~1MΩ	±200			
4D03	1/16W	50V	100V	300V	1Ω~1MΩ	≥10Ω±200 <10Ω±400			
4DP3	1/10W	50V	100V	300V	1Ω~1MΩ	≥10Ω±200 <10Ω±400	-55°C~+155°C	<50mΩ	1A
16P8	1/16W	50V	100V	300V	1Ω~1MΩ	≥10Ω±200 <10Ω±400			
2C02	1/16W	50V	100V	100V	10Ω~1MΩ	±200			
4C02	1/16W	50V	100V	100V	10Ω~1MΩ	±200			
4C03	1/10W	50V	100V	300V	1Ω~1MΩ	≥10Ω±200 <10Ω±400			
2F01	1/20W	12.5V	25V	/	10Ω~1MΩ	±200	-55°C~+125°C	<50mΩ	1A
4F01	1/20W	12.5V	25V	/	10Ω~1MΩ	±200			

### Performance Specification (性能)

Short-time overload 短时间过负荷	短时间过负荷	±(2.0%±0.1Ω) 2F01: 1%: ±(1%+0.05Ω), 5%: ±(2%+0.05Ω)
Insulation Resistance 绝缘电阻	绝缘电阻	≥1000MΩ
Dielectric withstanding voltage 绝缘耐压	绝缘耐压	No evidence of flashover mechanical damage, arcing or insulation break down. 无击穿, 飞弧及可见机械性损伤
Terminal bending 端子弯曲	端子弯曲	±(1.0%±0.05Ω)
Soldering heat 耐焊接热	耐焊接热	ΔR/R ≤ ±(1.0%+0.05Ω)
Solderability 可焊性	可焊性	Coverage must be over 95%.
Rapid change of temperature 温度快速变化	温度快速变化	ΔR/R ≤ ±(1.0%+0.05Ω) 2F01: 1%: ±(0.5%+0.05Ω), 5%: ±(1%+0.05Ω)
Load life in humidity 湿度寿命	湿度寿命	±(3.0%±0.1Ω) 2F01: 1%: ±(2%+0.1Ω), 5%: ±(3.0%±0.1Ω)
Load life 负载寿命	负载寿命	±(3.0%±0.1Ω) 2F01: 1%: ±(2%+0.1Ω), 5%: ±(3.0%±0.1Ω)

### Ordering Procedure (Example: 2F01 1/20W ±5% 10K T/R-10000)

订购方式 (例如: 2F01 1/20W ±5% 10K T/R-10000)

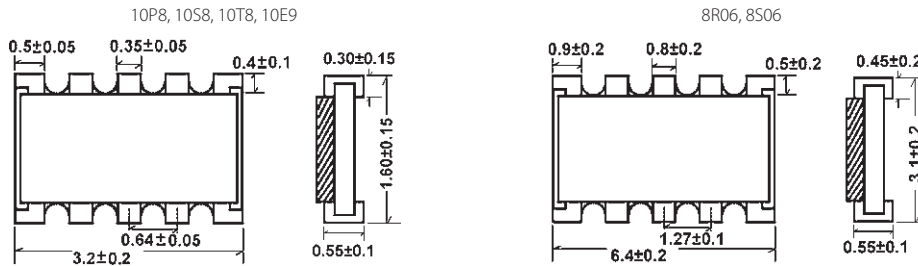


Remark: For more details, please check page 145, Part No. System. 注: 更多细节详见 P145 标准料号系统。

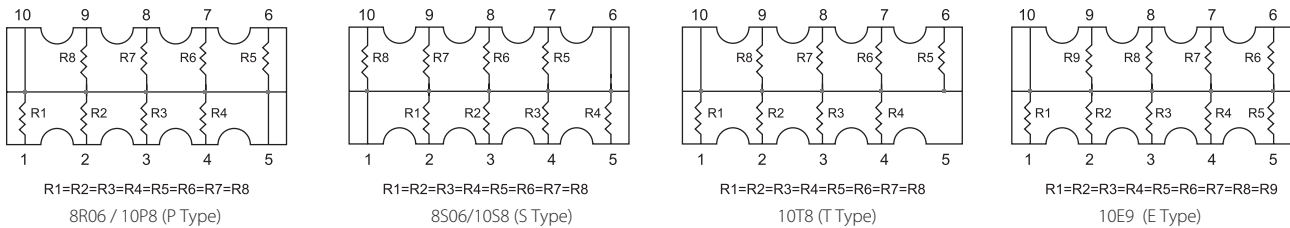
### Feature (特性)

- High density, more than 1 resistors in one small case 高度密集, 多个电阻在一个表贴封装中
- Improvement of placement efficiency 装配效率高
- Tape/Reel packaging is suitable for automatic placement machine 编带卷装适合自动化机器
- Superior solderability 优越焊锡性

### Dimension (尺寸) (mm)



### Equivalent Circuit Diagram (等效电路图)



### Characteristics (特性)

		10P8,10S8,10T8,10E9	8R06, 8S06
<b>Power Rating</b>	额定功率	1/32W [1/16W Special available (可特别提供)]	1/16W
<b>Max. Working Voltage</b>	最大工作电压	25V	50V
<b>Max. Overload Voltage</b>	最大过负荷电压	50V	100V
<b>Dielectric withstanding Voltage</b>	绝缘耐压	50V	100V
<b>Operating temperature</b>	工作温度	-55°C ~ +155 °C	-55°C ~ +155 °C
<b>Resistance Range</b>	阻值范围	10Ω~1MΩ	±1% :30Ω~1MΩ ±5% :10Ω~1MΩ
<b>Resistance Value of Jumper</b>	零欧姆电阻阻值	<50mΩ	/
<b>Rated Current of Jumper</b>	零欧姆电阻额定电流	0.5A	/

### Performance Specification (性能)

<b>Temperature Coefficient</b>	温度系数	±200PPM/°C
<b>Short-time overload</b>	短时间过负荷	±(2.0% ±0.05Ω)
<b>Insulation resistance</b>	绝缘电阻	≥1,000MΩ
<b>Dielectric withstanding voltage</b>	绝缘耐压	No evidence of flashover, mechanical damage, arcing or insulation breakdown 无击穿, 飞弧及可见机械性损伤
<b>Terminal bending</b>	端子弯曲	±(1.0% ±0.05Ω)
<b>Soldering heat</b>	耐焊接热	ΔR/R ≤ ±(1.0% ±0.05Ω)
<b>Solderability</b>	可焊性	Coverage must be over 95%.
<b>Load life in humidity</b>	湿度寿命	±(3.0% ±0.1Ω)
<b>Load life</b>	负载寿命	±(3.0% ±0.1Ω)

Remark: For more details, please check page 145, Part No. System. 注: 更多细节详见 P145 标准料号系统。

# Mouser Electronics

Authorized Distributor

Click to View Pricing, Inventory, Delivery & Lifecycle Information:

## Royalohm:

[4D02WGF1000TCE](#) [4D02WGF1001TCE](#) [4D02WGF1002TCE](#) [4D02WGF1003TCE](#) [4D02WGF1004TCE](#)  
[4D02WGF100JTCE](#) [4D02WGF1102TCE](#) [4D02WGF1103TCE](#) [4D02WGF1200TCE](#) [4D02WGF1202TCE](#)  
[4D02WGF120JTCE](#) [4D02WGF1212TCE](#) [4D02WGF1213TCE](#) [4D02WGF1301TCE](#) [4D02WGF1432TCE](#)  
[4D02WGF1472TCE](#) [4D02WGF1500TCE](#) [4D02WGF1501TCE](#) [4D02WGF1502TCE](#) [4D02WGF1503TCE](#)  
[4D02WGF150JTCE](#) [4D02WGF1622TCE](#) [4D02WGF1801TCE](#) [4D02WGF1802TCE](#) [4D02WGF1803TCE](#)  
[4D02WGF2001TCE](#) [4D02WGF2002TCE](#) [4D02WGF2003TCE](#) [4D02WGF200JTCE](#) [4D02WGF2102TCE](#)  
[4D02WGF2201TCE](#) [4D02WGF2202TCE](#) [4D02WGF220JTCE](#) [4D02WGF2211TCE](#) [4D02WGF221JTCE](#)  
[4D02WGF2400TCE](#) [4D02WGF2401TCE](#) [4D02WGF240JTCE](#) [4D02WGF2491TCE](#) [4D02WGF249JTCE](#)  
[4D02WGF2551TCE](#) [4D02WGF2611TCE](#) [4D02WGF2700TCE](#) [4D02WGF2701TCE](#) [4D02WGF2702TCE](#)  
[4D02WGF270JTCE](#) [4D02WGF2741TCE](#) [4D02WGF2742TCE](#) [4D02WGF3000TCE](#) [4D02WGF3001TCE](#)  
[4D02WGF3002TCE](#) [4D02WGF300JTCE](#) [4D02WGF3011TCE](#) [4D02WGF3093TCE](#) [4D02WGF3300TCE](#)  
[4D02WGF3301TCE](#) [4D02WGF3302TCE](#) [4D02WGF330JTCE](#) [4D02WGF332JTCE](#) [4D02WGF3402TCE](#)  
[4D02WGF3481TCE](#) [4D02WGF3572TCE](#) [4D02WGF3602TCE](#) [4D02WGF360JTCE](#) [4D02WGF390JTCE](#)  
[4D02WGF392JTCE](#) [4D02WGF4301TCE](#) [4D02WGF4321TCE](#) [4D02WGF4533TCE](#) [4D02WGF4700TCE](#)  
[4D02WGF4701TCE](#) [4D02WGF4702TCE](#) [4D02WGF470JTCE](#) [4D02WGF4751TCE](#) [4D02WGF4990TCE](#)  
[4D02WGF4991TCE](#) [4D02WGF4992TCE](#) [4D02WGF499JTCE](#) [4D02WGF5100TCE](#) [4D02WGF5101TCE](#)  
[4D02WGF5102TCE](#) [4D02WGF510JTCE](#) [4D02WGF549JTCE](#) [4D02WGF5601TCE](#) [4D02WGF5602TCE](#)  
[4D02WGF560JTCE](#) [4D02WGF604JTCE](#) [4D02WGF6201TCE](#) [4D02WGF698JTCE](#) [4D02WGF7500TCE](#)  
[4D02WGF7501TCE](#) [4D02WGF750JTCE](#) [4D02WGF806JTCE](#) [4D02WGF8200TCE](#) [4D02WGF8201TCE](#)  
[4D02WGF820JTCE](#) [4D02WGF866JTCE](#) [4D02WGFJ0100TCE](#) [4D02WGFJ0101TCE](#) [4D02WGFJ0102TCE](#)