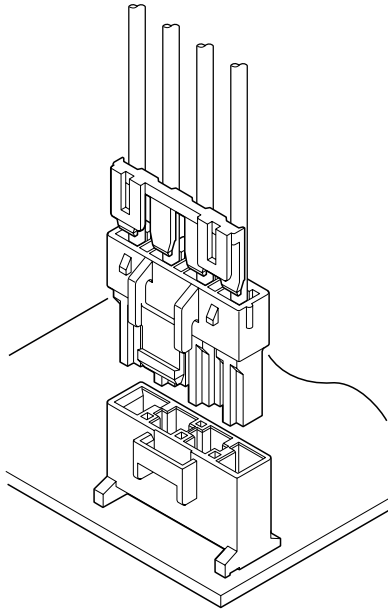




VYH CONNECTOR

6.5mm pitch/Disconnectable Crimp style connectors



This VYH connector is designed for wire-to-board 6.5mm pitch connector corresponding to large current. Secondary retainer, which prevents from insufficient insertion of contact and coming off contact, may use and large current circuit can be connected certainly and safely.

- Corresponding to large current
- Misinsertion prevention
- Housing lance for contact retention
- Secondary retainer

Specifications

- Current rating: 15 A AC, DC (2 circuits/ AWG #14)
- Voltage rating: 300 V AC, DC
- Temperature range: -25°C to +85°C
(including temperature rise in applying electrical current)
- Contact resistance: Initial value/ 10 mΩ max.
After environmental tests/ 20 mΩ max.
- Insulation resistance: 1,000 MΩ min.
- Withstanding voltage: 1,500 VAC/minute
- Applicable wire: AWG #26 to #14
- Applicable PC board thickness: 1.6 mm

Note: The current rating differs depending on the number of circuits and the wire size used in each connector. The table below lists the current rating as a function of the number of circuits and the wire size.

Circuits	Wire size(AWG)						Current unit:A
	# 14	# 16	# 18	# 20	# 22	# 24	# 26
2	15	10	7	5	4	3	2
3	14	9	6	4	4	3	2
4	13	9	6	4	4	3	2
6	12	8	5	3	3	2	2

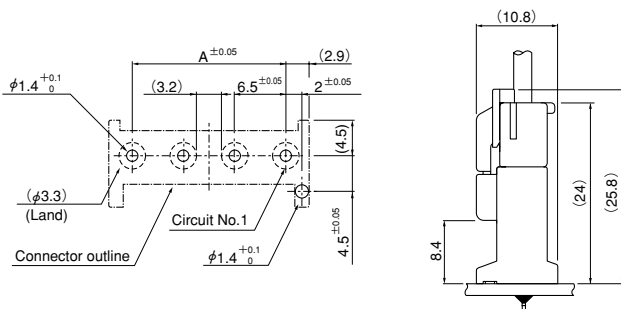
Note: Do not branch in parallel current which exceeds the rated current (e.g. more than 15 A in the case of 2 circuits with AWG #14). If branched in parallel, current imbalance or other problems may develop. If it is absolutely necessary to branch such a large current in parallel, design the circuits without causing any imbalance and provide an extra margin for each circuit.

- * Refer to "General Instruction and Notice when using Terminals and Connectors" at the end of this catalog.
- * Contact JST for details.
- * Compliant with RoHS.

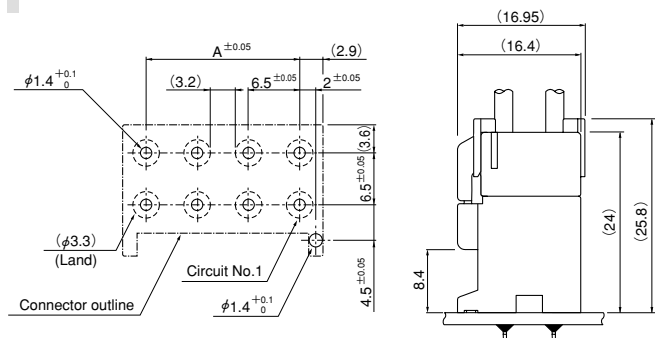
Standards

- Ⓜ Recognized E60389
- Ⓢ Certified LR70035705
- Ⓡ R50036139

Single-row type



Double-row type



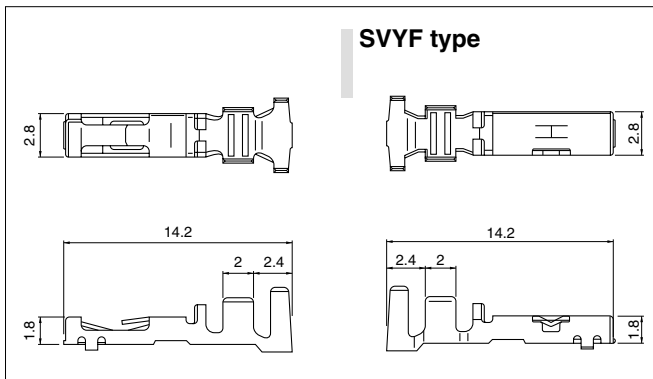
Note: 1. The above figure is the figure viewed from the connector mounting side.

2. Tolerances are non-cumulative: ± 0.05 mm for all centers.

3. Hole dimensions differ according to the type of PC board and piercing method. The dimensions above should serve as a guideline. Contact JST for details.

VYH CONNECTOR

Contact



SVYF type

Model No.	Applicable wire		Insulation O.D. (mm)	Q'ty / reel
	mm ²	AWG#		
SYF-01T-P0.5A	0.13~0.5	26~20	1.3~2.5	4,000
SYF-41T-P0.5A	0.5~1.25	20~16	2.0~3.4	4,000
SYF-61T-P0.5A	0.75~2.0	18~14	2.1~3.4	2,000
*SVYF-41T-P0.5A-13.5	0.5~1.25	20~16	2.0~3.4	4,000
*SVYF-61T-P0.5A	0.75~2.0	18~14	2.1~3.6	2,000

Material and Finish

Copper alloy, tin-plated (reflow treatment)

RoHS compliance

- Note: 1. SVYF type contact was developed only for VYH connector in order to improve the prevention of prying.
 2. Retainer cannot be used when using 41 type contact AWG#16 and 61 type contact.
 3. *Marked product is not TÜV approved.

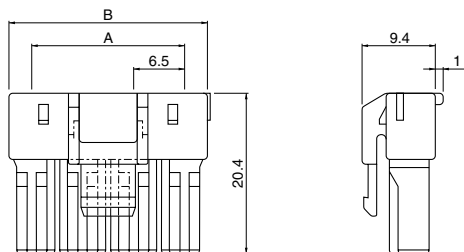
Contact	Crimping machine	Applicator		
		Crimp applicator	Dies	Crimp applicator with dies
SYF-01T-P0.5A	AP-K2N	MKS-L	MK/SYF/M-01-05	APLMK SYF/M01-05
		*MKS-SC-YL	SC/SYF/M-01-05	APLSC SYF/M01-05
SYF-61T-P0.5A		MKS-L	MK/SYF/M-61-05	APLMK SYF/M61-05
		—	—	—
SVYF-61T-P0.5A		MKS-L	MK/SYF/M-61-05	APLMK SYF/M61-05
	—	—	—	

Contact	Crimping machine	Applicator		
		Crimp applicator	Dies	Crimp applicator with dies
SYF-41T-P0.5A	AP-K2N	MKS-L	MK/SYF/M-41-05	APLMK SYF/M41-05
		*MKS-SC-YL	SC/SYF/M-41-05	APLSC SYF/M41-05
SVYF-41T-P0.5A-13.5		MKS-L	MK/SVYF-41-05-13.5	APLMK SVYF41-05-13.5
		—	—	—

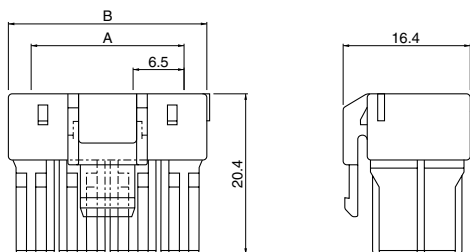
Note: *Strip-crimp applicator

Housing

Single-row type



Double-row type



Type	Circuits	Model No.	Dimensions (mm)		Q'ty / bag
			A	B	
Single-row type	2	VYHP-02V	6.5	12.3	400
	3	VYHP-03V	13.0	18.8	300
	4	VYHP-04V	19.5	25.3	200
Double-row type	4	VYHP-04VD	6.5	12.3	200
	6	VYHP-06VD	13.0	18.8	150

Material

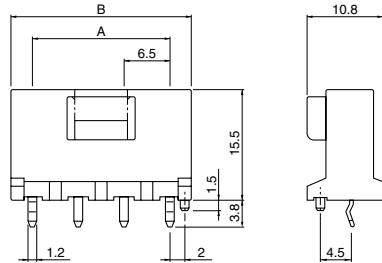
PA 66, UL94V-0, natural (white)

RoHS compliance

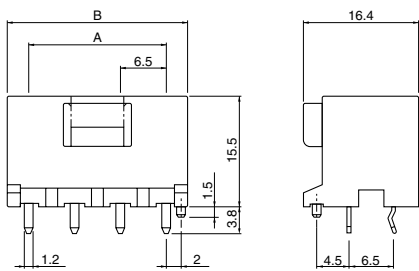
VYH CONNECTOR

Shrouded header

Single-row type



Double-row type



Type	Circuits	Model No.	Dimensions (mm)		Q'ty / box
			A	B	
Single-row type	2	B02B-VYHSK-1	6.5	12.3	400
	3	B03B-VYHSK-1	13.0	18.8	300
	4	B04B-VYHSK-1	19.5	25.3	200
Double-row type	4	B04B-VYHSK-D-1	6.5	12.3	200
	6	B06B-VYHSK-D-1	13.0	18.8	150

Material and Finish

Post: Copper alloy, copper-undercoated, tin-plated (reflow treatment)
Wafer: Glass-filled PBT, UL94V-0, natural (white)

RoHS compliance This product displays (LF)(SN) on a label.

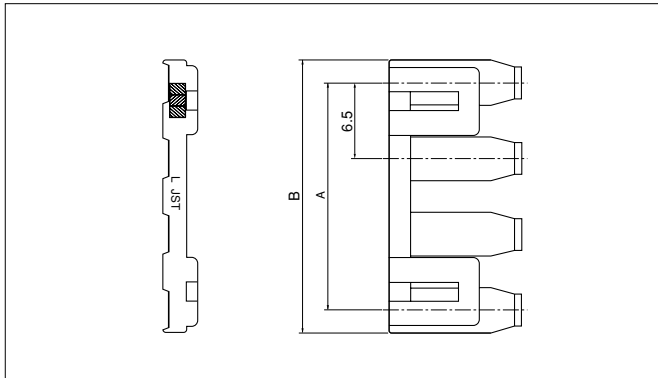
Type	Circuits	Model No.	Dimensions (mm)		Q'ty / box
			A	B	
Single-row type	2	B02B-VYHSK-M-1	6.5	12.3	400
	3	B03B-VYHSK-M-1	13.0	18.8	300
	4	B04B-VYHSK-M-1	19.5	25.3	200
Double-row type	4	B04B-VYHSK-DM-1	6.5	12.3	200
	6	B06B-VYHSK-DM-1	13.0	18.8	150

Material and Finish

Post: Copper alloy, copper-undercoated, tin-plated (reflow treatment)
Wafer: Glass-filled PA66, UL94V-0, natural (ivory)

RoHS compliance This product displays (LF)(SN) on a label.

Retainer



Circuits	Model No.	Dimensions (mm)		Q'ty / bag
		A	B	
2	VYHS-02V-S	6.5	10.3	4,000
3	VYHS-03V-S	13.0	16.8	3,000
4	VYHS-04V-S	19.5	23.3	2,000

Material

Glass-filled PBT, UL94V-0, natural (white)

RoHS compliance

Note: Not TÜV approved.