

SMD Power Inductor

CDH30D14/H125



 Recommended Type

Description

- Ferrite drum core construction
- Magnetically unshielded
- LxWxH: 3.2x3.2x1.5 mm Max.
- Product weight: 48mg(Ref.)
- Moisture Sensitivity Level: 1
- Qualification to AEC-Q200



Environmental Data

- Operating Temperature: -40°C to +125°C (including self-heating)
- Storage temperature range: -40°C~+125°C

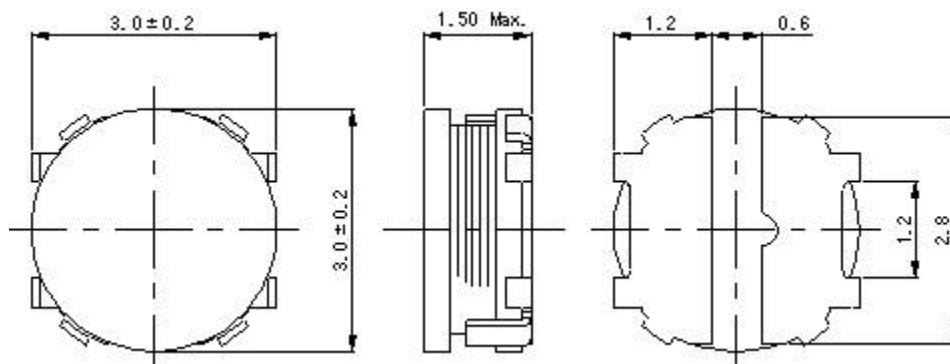
Packaging

- Carrier tape and reel packaging

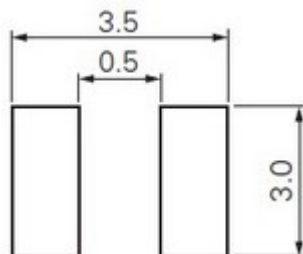
Applications

- High temp and high reliability automotive applications

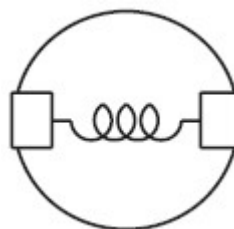
Dimension - [mm]



Recommended Land pattern - [mm]



Wire Connection



SMD Power Inductor

CDH30D14/H125



Electrical Characteristics

Part Number	Inductance [Within] (μ H) ※1	D.C.R. at 20°C Max.(Typ.) (m Ω)	Saturation Current (A) Max.(Typ.) ※2		Temperature Rise Current (A) Max.(Typ.) ※3
			20°C	125°C	
CDH30D14H125NP-1R0MC	1.00 \pm 20%	55.00 \pm 25%	2.70 (3.65)	2.20 (2.85)	1.97 (2.30)
CDH30D14H125NP-2R2MC	2.20 \pm 20%	105 \pm 25%	1.90 (2.46)	1.50 (1.93)	1.40 (1.60)
CDH30D14H125NP-3R3MC	3.30 \pm 20%	155 \pm 25%	1.50 (1.86)	1.30 (1.52)	1.12 (1.30)
CDH30D14H125NP-4R7MC	4.70 \pm 20%	200 \pm 25%	1.30 (1.64)	1.10 (1.34)	1.05 (1.20)
CDH30D14H125NP-5R6MC	5.60 \pm 20%	250 \pm 25%	1.10 (1.43)	0.95 (1.15)	0.77 (0.90)
CDH30D14H125NP-6R8MC	6.80 \pm 20%	350 \pm 25%	1.00 (1.33)	0.80 (1.07)	0.68 (0.78)
CDH30D14H125NP-100MC	10.00 \pm 20%	520 \pm 25%	0.95 (1.12)	0.70 (0.85)	0.57 (0.64)

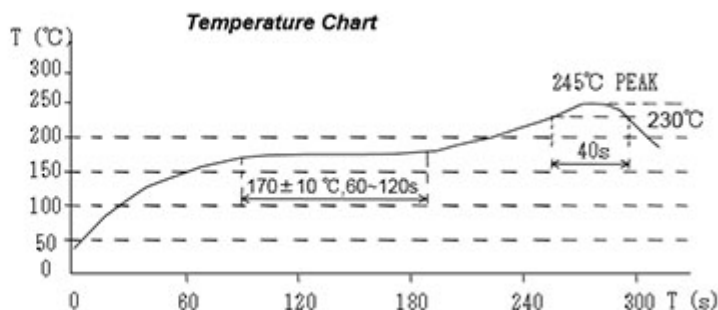
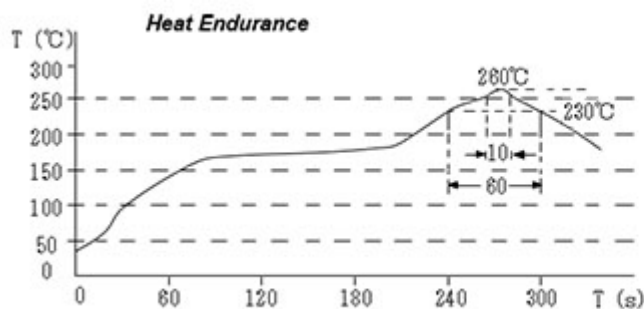
※1 Measuring frequency inductance at 100kHz,1V.

※2 Allowable D.C. bias current: the value of D.C. current when inductance is above 70% of its initial value.

※3 Temperature rise current: the actual value of D.C. current when temperature of coil increased

$\Delta T=40^{\circ}\text{C}(T_a=20^{\circ}\text{C})$.

Solder Reflow Condition



SMD Power Inductor

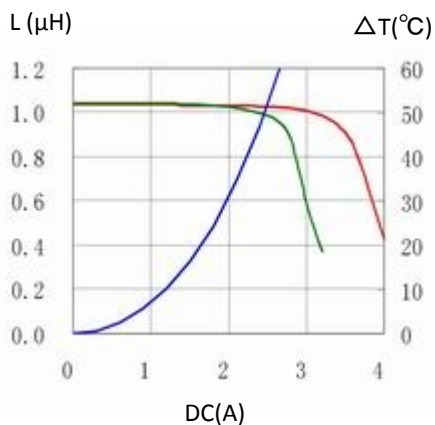
CDH30D14/H125



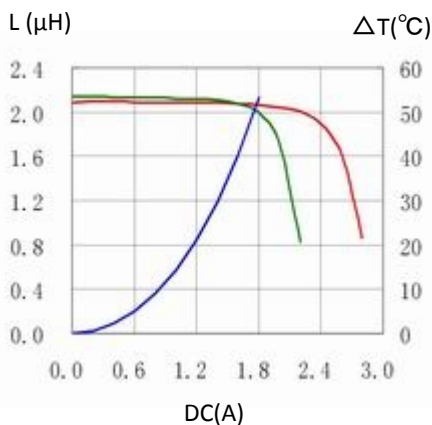
Saturation Current & Temperature Rise Graph

— L (20°C) — L (125°C) — ΔT

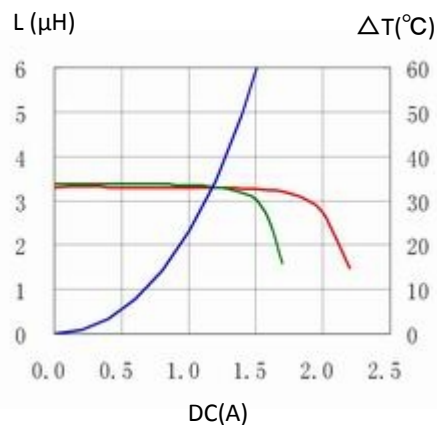
1. CDH30D14H125NP-1R0MC



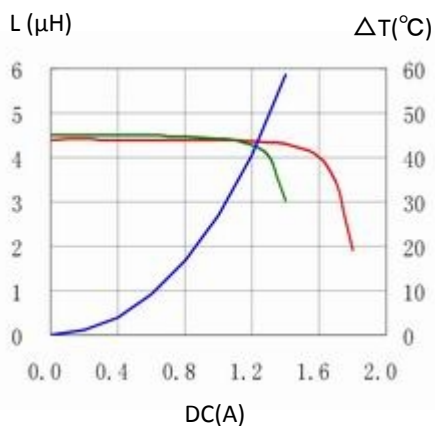
2. CDH30D14H125NP-2R2MC



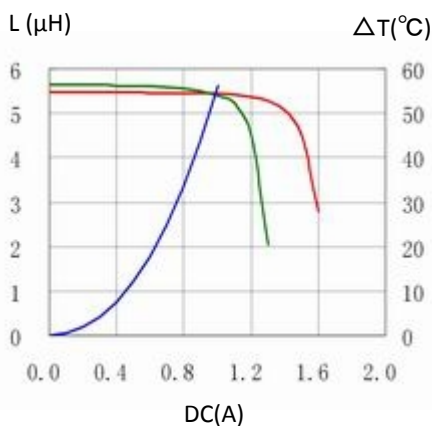
3. CDH30D14H125NP-3R3MC



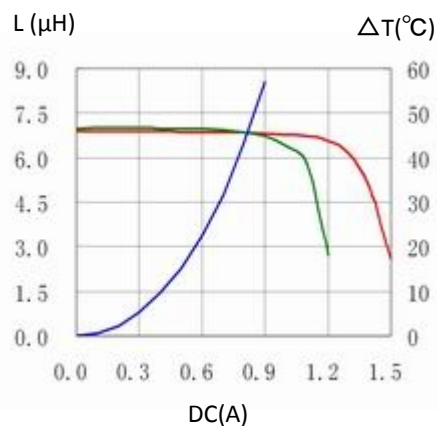
4. CDH30D14H125NP-4R7MC



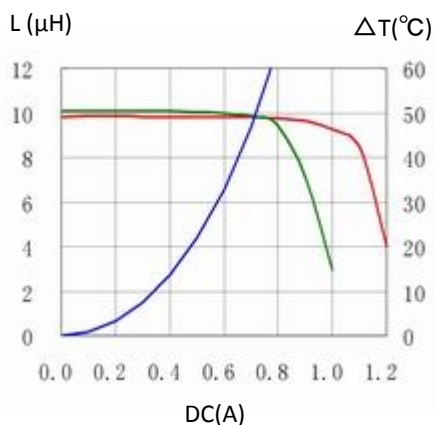
5. CDH30D14H125NP-5R6MC



6. CDH30D14H125NP-6R8MC



7. CDH30D14H125NP-100MC



Note: This specification is subject to change without notice. Please contact your nearest sales office for updated information when placing an order.

SMD Power Inductor

CDH30D14/H125



For sales office information, please [click here](#) to visit our website.