


4.5 mm×2.2 mm Side-operational Edge Mount Light Touch Switches

Type: **EVPAE**



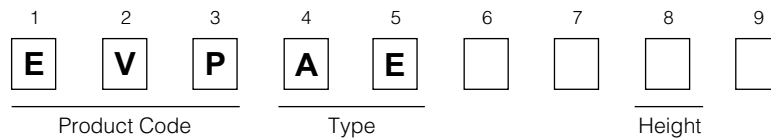
■ Features

- External dimensions : 4.5 mm×2.25 mm (Excluding the push plate), Height 2.9 mm (Printed circuit board being as low as 0.95 mm)
- Improved soldering strength in the operating direction
- Long operational life
- Measure against electro static discharge(ESD)

■ Recommended Applications

- Operation switches for portable electronic equipment (Mobile phones, Digital still cameras, Camcorders, Portable audio players, etc.)

■ Explanation of Part Numbers



■ Specifications

| Type | | Snap action / Push-on type SPST |
|-------------------------------|---------------------------------|--|
| Electrical | Rating | 10 μA 2 Vdc to 20 mA 15 Vdc (Resistive load) |
| | Contact Resistance | 1000 mΩ max. |
| | Insulation Resistance | 100 MΩ min. (at 100 Vdc) |
| | Dielectric Withstanding Voltage | 250 Vac (1 minute) |
| | Bouncing | 10 ms max. (ON, OFF) |
| Mechanical | Operating Force | 1.6 N |
| | Push Travel | 0.15 mm |
| | Push Strength | 50 N (1 minute) |
| Endurance | Operating Life | 200000 cycles min. |
| Operating Temperature | | -40 °C to +85 °C |
| Storage Temperature | | -40 °C to +85 °C (Bulk) -20 °C to +60 °C (Taping) |
| Minimum Quantity/Packing Unit | | 3500 pcs. Embossed Taping (Reel Pack) |
| Quantity/Carton | | 17500 pcs. |

Design and specifications are each subject to change without notice. Ask factory for the current technical specifications before purchase and/or use. Should a safety concern arise regarding this product, please be sure to contact us immediately.

NEW

■ Dimensions in mm (not to scale)

EVPAE

① ② ①

Circuit Diagram

Dimensions for reference

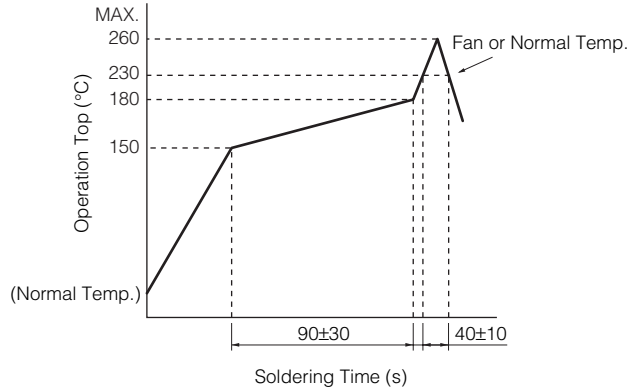
Push plate side

PWB land pattern for reference

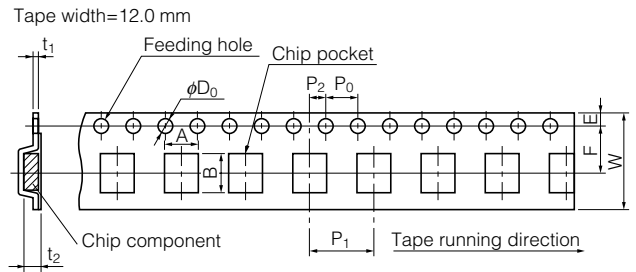
Note : Please put your consideration not to let any burrs of printed wiring board stick out from the mounting surface of our switches.

* Height from surface of PCB : 0.95 mm

■ Recommended Reflow Soldering Conditions



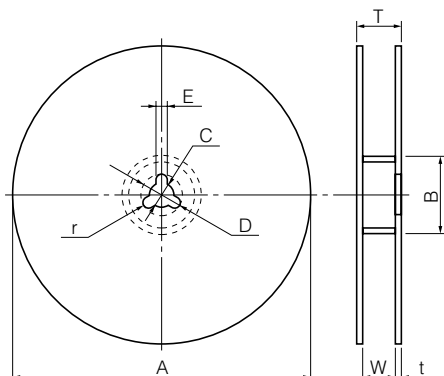
● Embossed Carrier Taping



Unit: mm

| Part No. | Height | A | B | W | F | E | P ₁ | P ₂ | P ₀ | D ₀ Dia | t ₁ | t ₂ |
|----------|--------|---------|---------|----------|---------|-----------|----------------|----------------|----------------|----------------------------------|----------------|----------------|
| EVPAE | 2.9 | 5.5±0.2 | 2.9±0.2 | 12.0±0.3 | 5.5±0.1 | 1.75±0.10 | 8.0±0.1 | 2.0±0.1 | 4.0±0.1 | 1.5 ^{+0.1} ₀ | 0.3±0.1 | 3.3±0.20 |

● Standard Reel Dimensions in mm (not to scale)



| Item | A | B | C | D | E |
|-----------|------------|-----------|-----------|-----------|---------|
| Rate (mm) | φ380.0±2.0 | φ80.0±1.0 | φ13.0±0.5 | φ21.0±1.0 | 2.0±0.5 |

| Item | W | T | t | r |
|-----------|----------|----------|---|---|
| Rate (mm) | 13.5±1.0 | 17.5±1.0 | — | — |

Design and specifications are each subject to change without notice. Ask factory for the current technical specifications before purchase and/or use. Should a safety concern arise regarding this product, please be sure to contact us immediately.

Mouser Electronics

Authorized Distributor

Click to View Pricing, Inventory, Delivery & Lifecycle Information:

[Panasonic:](#)

[EVP-AEDB2A](#) [EVP-AEBB2A](#)