



### SOD-323 Plastic-Encapsulate ESD Protection Diodes

#### DESCRIPTION

The LESD3Z5.0C is designed to protect voltage sensitive components from ESD and transient voltage events. Excellent clamping capability, low leakage, and fast response time, make these parts ideal for ESD protection on designs where board space is at a premium.

This device has been specifically designed to protect sensitive components which are connected to data and transmission lines from overvoltage caused by ESD (electrostatic discharge), CDE (Cable Discharge Events), and EFT (electrical fast transients).

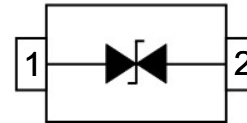
#### Features

- ◆ Peak power dissipation: 128W (8/20μs)
- ◆ IEC61000-4-2 (ESD) ±15kV (air), ±8kV (contact)
- ◆ IEC61000-4-4 (EFT) 40A (5/50ns)
- ◆ Protects one I/O line)
- ◆ Low clamping voltage
- ◆ Working voltages : 5V
- ◆ Low leakage current
- ◆ Meets MSL 1 Requirements

#### Pin Configuration



#### Circuit Diagram



#### Applications

- ◆ High Speed Line :USB1.0/2.0, VGA, DVI, SDI,
- ◆ Serial and Parallel Ports
- ◆ Notebooks, Desktops, Servers
- ◆ Projection TV
- ◆ Cellular handsets and accessories
- ◆ Portable instrumentation
- ◆ Peripherals

#### Mechanical Characteristics

- ◆ Package: SOD-323
- ◆ Flammability Rating: UL 94V-0
- ◆ Terminal: Tin plated, solderable per MIL-STD-750, method 2026
- ◆ High temperature soldering guaranteed: 260°C / 10s
- ◆ Packaging: Tape and Reel
- ◆ Marking: 3M or AC

#### Absolute Maximum Ratings (T<sub>A</sub>=25°C unless otherwise specified)

Parameter	Symbol	Value	Unit
ESD per IEC 61000-4-2 (Air)	VESD	± 30	KV
ESD per IEC 61000-4-2 (Contact)		± 30	
Peak Pulse Power(8/20us )	PPP	128	W
Operating Temperature	T <sub>OPT</sub>	-40 to +150	°C
Storage Temperature	T <sub>STG</sub>	-40 to +150	°C
Lead Solder Temperature – Maximum (10 Second Duration)	T <sub>L</sub>	260(10 sec.)	°C

The above data are for reference only.

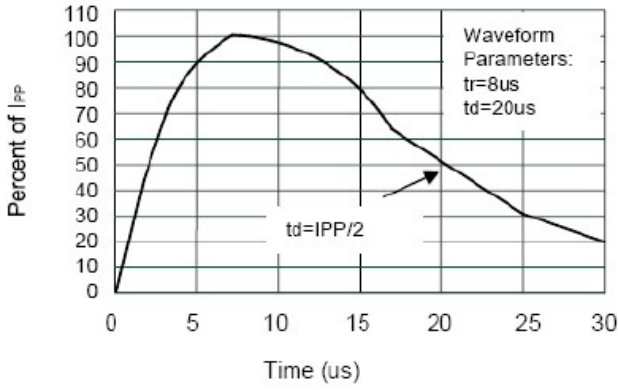
**Electrical Characteristics** ( $T_A=25^{\circ}\text{C}$  unless otherwise specified)

Symbol	Parameter	Test Condition	Min	Typ	Max	Units
$V_{RWM}$	Reverse Working Voltage				5.0	V
$V_{BR}$	Reverse Breakdown Voltage	$I_T = 1\text{mA}$	5.6		7.8	V
$I_R$	Reverse Leakage Current	$V_{RWM} = 5.0\text{V}$			1.0	$\mu\text{A}$
$V_C$	Clamping Voltage	$I_{PP} = 5\text{A}$ , $t_p = 8/20\mu\text{s}$			11.6	V
$V_C$	Clamping Voltage	$I_{PP} = 8\text{A}$ , $t_p = 8/20\mu\text{s}$			16	V
$C_J$	Junction Capacitance	$V_R = 0\text{V}$ , $f = 1\text{MHz}$			15	pF

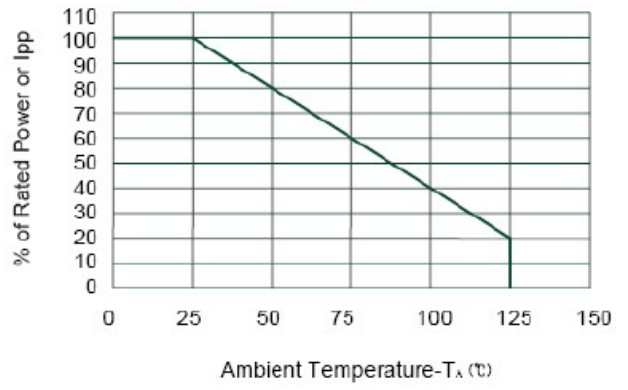
The above data are for reference only.



**ELECTRICAL CHARACTERISTICS CURVE**



**Pulse Waveform**



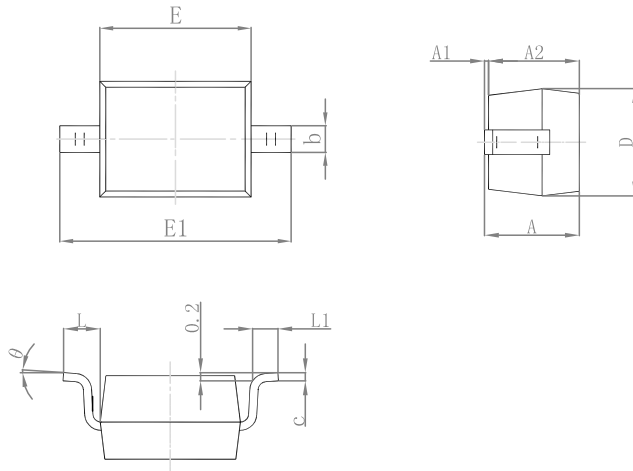
**Power Derating Curve**

The curve above is for reference only.



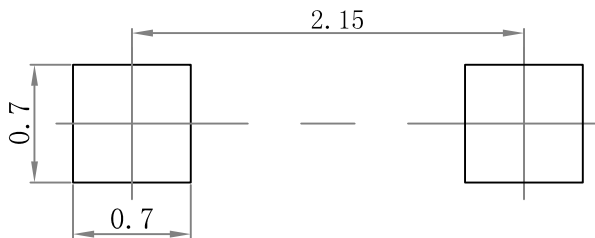
**Outline Drawing**

**SOD-323 Package Outline Dimensions**



Symbol	Dimensions In Millimeters		Dimensions In Inches	
	Min.	Max.	Min.	Max.
A		1.000		0.039
A1	0.000	0.100	0.000	0.004
A2	0.800	0.900	0.031	0.035
b	0.250	0.350	0.010	0.014
c	0.080	0.150	0.003	0.006
D	1.200	1.400	0.047	0.055
E	1.600	1.800	0.063	0.071
E1	2.550	2.750	0.100	0.108
L	0.475 REF.		0.019 REF.	
L1	0.250	0.400	0.010	0.016
θ	0°		8°	

**Suggested Pad Layout**



Note:

1. Controlling dimension: in/millimeters.
2. General tolerance: ±0.05mm.
3. The pad layout is for reference purposes only.

**PACKAGE SPECIFICATIONS**

Package	Reel Size	Reel DIA. (mm)	Q'TY/Reel (pcs)	Box Size (mm)	QTY/Box (pcs)	Carton Size (mm)	Q'TY/Carton (pcs)
SOD-323	7'	178	3000	183×188×80	45,000	386×265×215	180,000

**Important Notice and Disclaimer**

Microdiode Electronics (Jiangsu) reserves the right to make changes to this document and its products and specifications at any time without notice. Customers should obtain and confirm the latest product information and specifications before final design, purchase or use.

Microdiode Electronics (Jiangsu) makes no warranty, representation or guarantee regarding the suitability of its products for any particular purpose, nor does Microdiode Electronics (Jiangsu) assume any liability for application assistance or customer product design. Microdiode Electronics (Jiangsu) does not warrant or accept any liability with products which are purchased or used for any unintended or unauthorized application.

No license is granted by implication or otherwise under any intellectual property rights of Microdiode Electronics (Jiangsu).

Microdiode Electronics (Jiangsu) products are not authorized for use as critical components in life support devices or systems without express written approval of Microdiode Electronics (Jiangsu).