

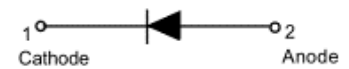
# LRB551BS-30BT5G

## S-LRB551BS-30BT5G

Schottky barrier diode

### 1. FEATURES

- Small surface mounting type.
- Ultra low VF (VF =0.54V Typ. at 0.5A)
- High reliability.
- We declare that the material of product compliance with RoHS requirements.
- S- Prefix for Automotive and Other Applications Requiring Unique Site and Control Change Requirements; AEC-Q101 Qualified and PPAP Capable.



### 2. APPLICATIONS

- High-frequency rectification
- Switching regulators

### 3. DEVICE MARKING AND ORDERING INFORMATION

Device	Marking	Shipping
LRB551BS-30BT5G	X1	10000/Tape&Reel
S-LRB551BS-30BT5G	X1	10000/Tape&Reel

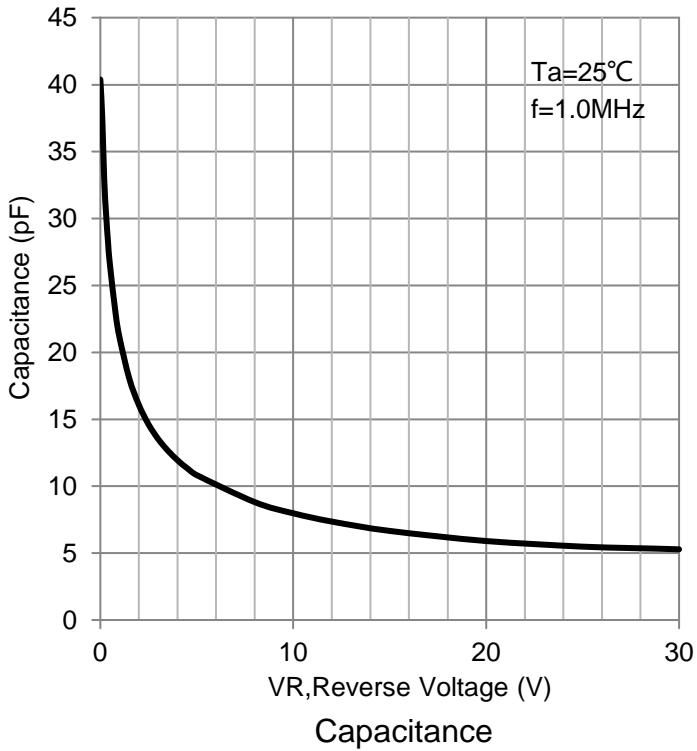
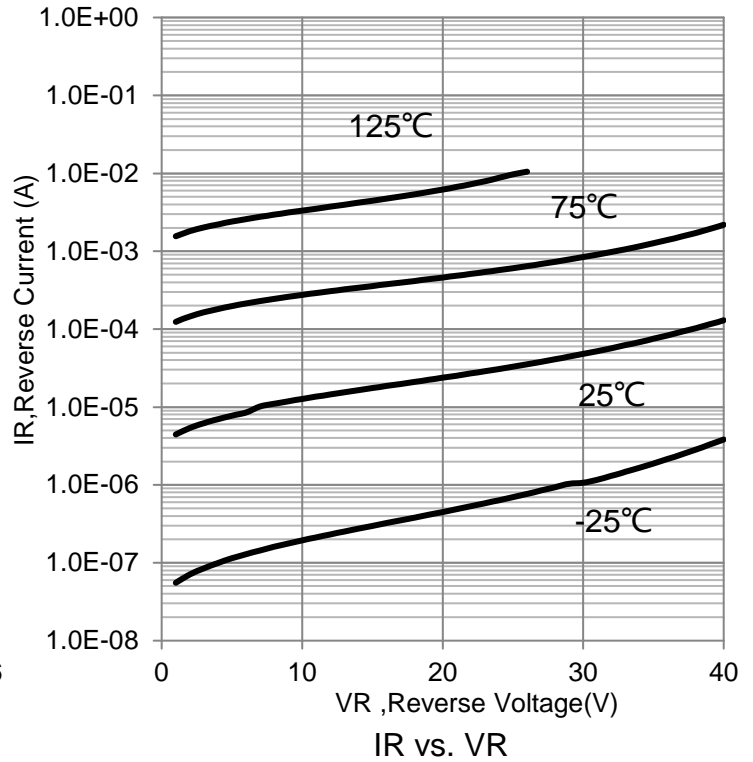
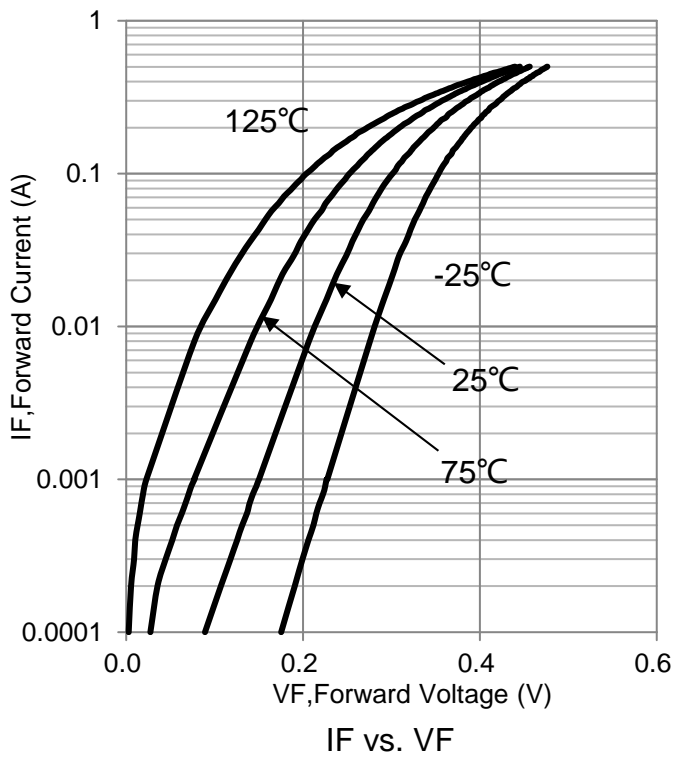
### 4. MAXIMUM RATINGS(Ta = 25°C)

Parameter	Symbol	Limits	Unit
Repetitive Peak Reverse Voltage	VRRM	30	V
Maximum DC Blocking Voltage	VR	30	V
Average Forward Rectified Current	IF(AV)	500	mA
Peak Forward Surge Current	IFSM	3	A
Storage and Operating Temperature Range	Tj, TSTG	-65~+150	°C

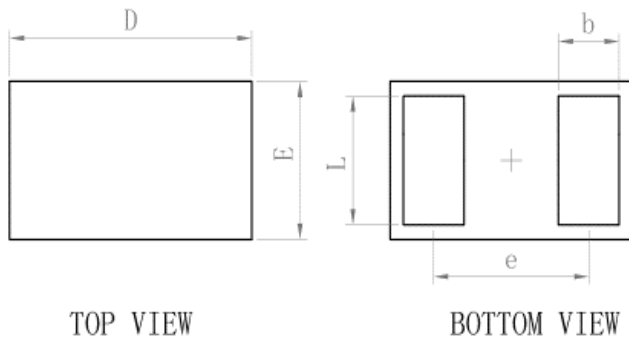
### 5. ELECTRICAL CHARACTERISTICS (Ta= 25°C)

Parameter	Symbol	Min.	Typ.	Max.	Unit	
Forward voltage	IF =0.1mA	VF1	-	-	0.18	V
	IF =1mA	VF2	-	-	0.2	V
	IF =10mA	VF3	-	-	0.27	V
	IF =50mA	VF4	-	-	0.3	V
	IF =100mA	VF5	-	-	0.32	V
	IF =500mA	VF6	-	-	0.54	V
Reverse current	VR=10V	IR	-	-	100	μA
Reverse breakdown voltage	IR =500μA	VBR	30	-	-	V

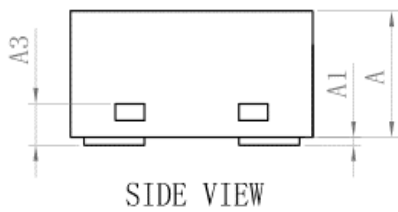
6. ELECTRICAL CHARACTERISTICS CURVES



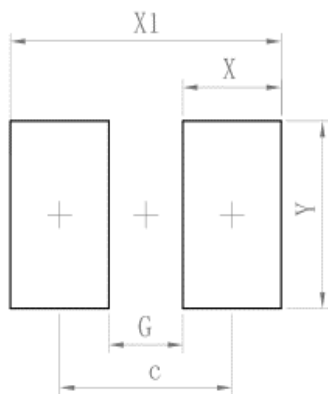
**7.OUTLINE AND DIMENSIONS**



SOD882B			
Dim	Min	Typ.	Max
D	0.95	1.00	1.05
E	0.55	0.60	0.65
e	-	0.64	-
L	0.44	0.49	0.54
b	0.20	0.25	0.30
A	0.30	0.35	0.40
A1	0	-	0.05
A3	0.127REF.		
All Dimensions in mm			



**8.SOLDERING FOOTPRINT**



Dimensions	(mm)
c	0.70
G	0.30
X	0.40
X1	1.10
Y	0.70