

RK39A

39mm Size LED Illuminated Ring Type

This LED illuminated ring potentiometer is best suited for knob design of various set devices



Typical Specifications

Items	Specifications
Contact resistance	±20%
Maximum operating voltage	50V AC, 30V DC
Total rotational angle	180° ±5°, 220° ±5°, 270° ±5° (Customizable up to 290°)
Operating life	30,000 cycles
Operating temperature range	-40°C to +85°C

Product Line

Rotational angle	Number of positions	Detent torque (mN · m)	LED	Total resistance	Resistance taper	Minimum order unit (pcs.)		Product No.	Drawing No.
						Japan	Export		
220° ±5°	17	40±16	Red	5kΩ	B	250	500	RK39A1A00007	2
180° ±5°		50±20						RK39A1A00027	1
270° ±5°	6	RK39A1A00028						2	

Notes

- Other varieties are also available. Please inquire.
- We can also provide LED colors other than the above mentioned. Please contact us if required.

Packing Specifications

Tray

Number of packages (pcs.)		Export package measurements (mm)
1 case / Japan	1 case / export packing	
250	500	540×360×380

Dimensions





Unit:mm

No.	Style	PC board mounting hole dimensions (Viewed from mounting side)
1	<p>RK39A1A00027</p>	
2	<p>RK39A1A00007 RK39A1A00028</p>	

Refer to P.348 for soldering conditions.

Ring Type Potentiometers

List of Varieties

Type		39mm size	45mm size
Series		RK39A	RK45C
		Single-unit	Single-unit
Photo			
Features		LED illuminate	
Dimensions (mm)	W	39	45
	D	39.5	45.5
	H	8.5	9.5
Operating temperature range		-40°C to +85°C	
Operating life		30,000 cycles	
Automotive use		●	●
Life cycle			
Electrical performance	Total resistance (k Ω)	5	
	Resistance taper	B	
	Rated power	0.05W	
	Insulation resistance	10MΩ min. 50V DC	
	Voltage proof	50V AC for 1minute	
Mechanical performance	Detent torque	40±16mN·m 50±20mN·m	40±16mN·m
	Number of positions	6, 17	17
	Stopper strength	1N·m	
	Push-pull strength	100N (Push), 50N (Pull)	
	Vibration	10 to 55 to 10Hz/min., the amplitude is 1.5mm for all the frequencies, in the 3 direction of X, Y and Z for 2 hours respectively	
Terminal type		Insertion	
Page		346	347

Ring Type Potentiometers Soldering Conditions	348
Potentiometers Cautions	384
Potentiometers Measurement and Test Methods	386
Potentiometers Resistance Taper	388

Note

● Indicates applicability to all products in the series.

Ring Type Potentiometers / Soldering Conditions

Reference for Manual Soldering

Series	Tip temperature	Soldering time	No. of solders
RK39A, RK45C	350°C max.	3s max.	1 time

Reference for Dip Soldering

Series	Preheating		Dip soldering		No. of solders
	Soldering surface temperature	Heating time	Soldering temperature	Soldering time	
RK39A, RK45C	100°C max.	2 min. max.	260°C max.	5s max.	2 time max.

Rotary Potentiometers

Slide Potentiometers

Metal Shaft

Insulated Shaft

Knob Operating

Through Shaft Type

Ring Type