

3A, 20V - 200V Schottky Barrier Surface Mount Rectifier

FEATURES

- Low power loss, high efficiency
- Ideal for automated placement
- Guard ring for over-voltage protection
- High surge current capability
- Moisture sensitivity level: level 1, per J-STD-020
- RoHS Compliant
- Halogen-free according to IEC 61249-2-21

APPLICATIONS

- Switching mode power supply (SMPS)
- Adapters
- Lighting application
- Converter

MECHANICAL DATA

- Case: DO-214AC (SMA)
- Molding compound meets UL 94V-0 flammability rating
- Terminal: Matte tin plated leads, solderable per J-STD-002
- Meet JESD 201 class 2 whisker test
- Polarity: Indicated by cathode band
- Weight: 0.070g (approximately)

KEY PARAMETERS		
PARAMETER	VALUE	UNIT
I_F	3	A
V_{RRM}	20 - 200	V
I_{FSM}	70	A
$T_{J\ MAX}$	150	°C
Package	DO-214AC (SMA)	
Configuration	Single die	



DO-214AC (SMA)



ABSOLUTE MAXIMUM RATINGS ($T_A = 25^\circ\text{C}$ unless otherwise noted)											
PARAMETER	SYMBOL	SK 32A	SK 33A	SK 34A	SK 35A	SK 36A	SK 39A	SK 310A	SK 315A	SK 320A	UNIT
Marking code on the device		SK 32A	SK 33A	SK 34A	SK 35A	SK 36A	SK 39A	SK 310A	SK 315A	SK 320A	
Repetitive peak reverse voltage	V_{RRM}	20	30	40	50	60	90	100	150	200	V
Reverse voltage, total rms value	$V_{R(RMS)}$	14	21	28	35	42	63	70	105	140	V
Forward current	I_F	3									A
Surge peak forward current, 8.3ms single half sine-wave superimposed on rated load	I_{FSM}	70									A
Critical rate of rise of off-state voltage	dV/dt	10,000									V/ μs
Junction temperature	T_J	- 55 to +150									°C
Storage temperature	T_{STG}	- 55 to +150									°C

THERMAL PERFORMANCE			
PARAMETER	SYMBOL	TYP	UNIT
Junction-to-lead thermal resistance	$R_{\theta JL}$	25	°C/W
Junction-to-ambient thermal resistance	$R_{\theta JA}$	66	°C/W

ELECTRICAL SPECIFICATIONS ($T_A = 25^\circ\text{C}$ unless otherwise noted)						
PARAMETER		CONDITIONS	SYMBOL	TYP	MAX	UNIT
Forward voltage ⁽¹⁾	SK32A SK33A SK34A	$I_F = 3\text{A}, T_J = 25^\circ\text{C}$	V_F	-	0.55	V
	SK35A SK36A			-	0.72	V
	SK39A SK310A			-	0.85	V
	SK315A SK320A			-	0.95	V
Reverse current @ rated V_R ⁽²⁾	SK32A SK33A SK34A	$T_J = 25^\circ\text{C}$	I_R	-	0.5	mA
	SK35A SK36A			-	0.2	mA
	SK39A SK310A SK315A SK320A			-	0.1	mA
Reverse current @ rated V_R ⁽²⁾	SK32A SK33A SK34A	$T_J = 100^\circ\text{C}$	I_R	-	10	mA
	SK35A SK36A			-	5	mA
	SK39A SK310A SK315A SK320A			-	-	mA
Reverse current @ rated V_R ⁽²⁾	SK32A SK33A SK34A	$T_J = 125^\circ\text{C}$	I_R	-	-	mA
	SK35A SK36A			-	10	mA
	SK39A SK310A SK315A SK320A			-	0.5	mA

Notes:

1. Pulse test with $PW = 0.3\text{ms}$
2. Pulse test with $PW = 30\text{ms}$

ORDERING INFORMATION		
ORDERING CODE ⁽¹⁾	PACKAGE	PACKING
SK3xA	DO-214AC (SMA)	7,500 / Tape & Reel

Notes:

1. "x" defines voltage from 20V(SK32A) to 200V(SK320A)

CHARACTERISTICS CURVES

($T_A = 25^\circ\text{C}$ unless otherwise noted)

Fig.1 Forward Current Derating Curve

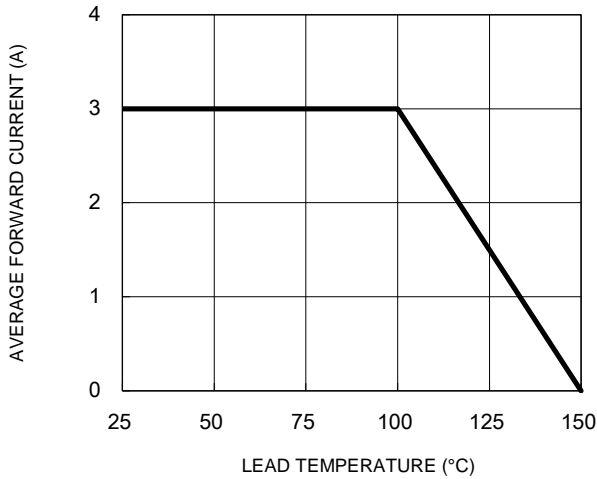


Fig.2 Typical Junction Capacitance

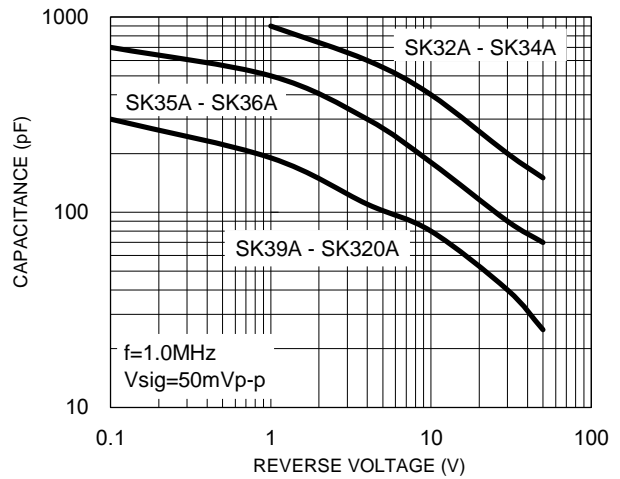


Fig.3 Typical Reverse Characteristics

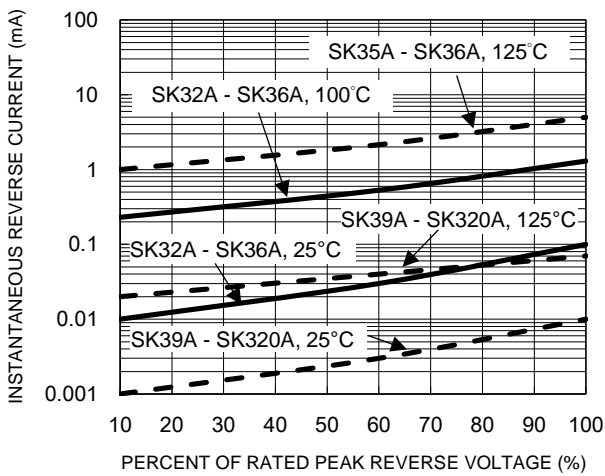


Fig.4 Typical Forward Characteristics

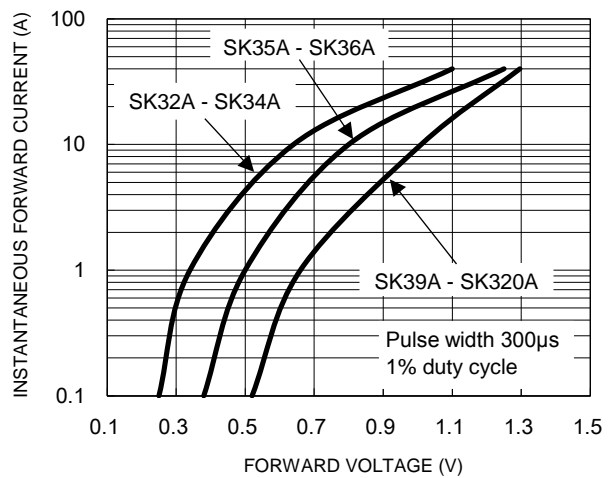
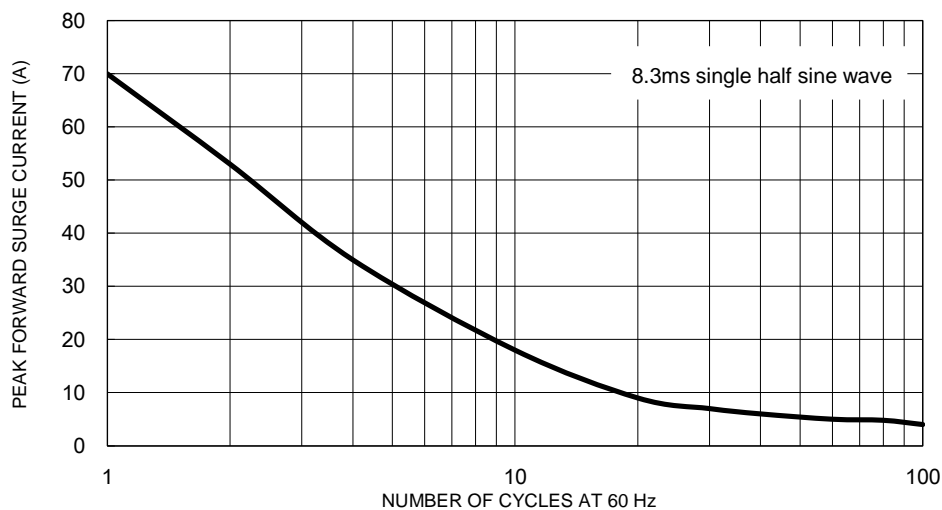


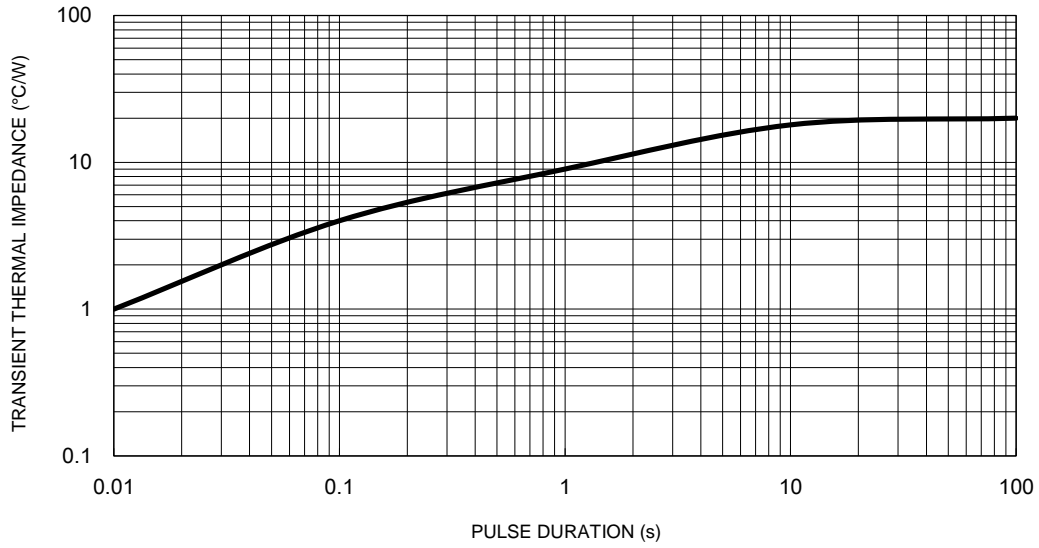
Fig.5 Maximum Non-Repetitive Forward Surge Current



CHARACTERISTICS CURVES

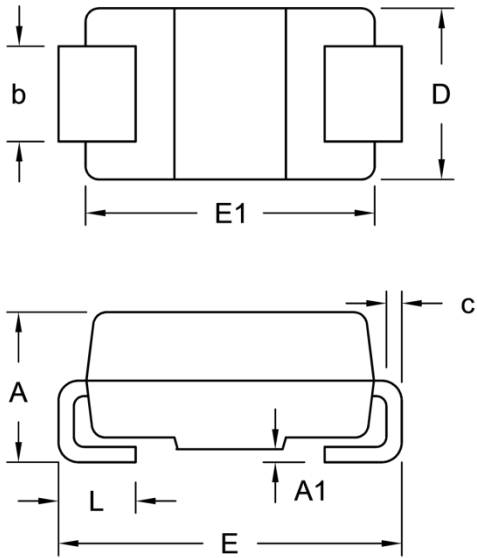
($T_A = 25^\circ\text{C}$ unless otherwise noted)

Fig.6 Typical Transient Thermal Characteristics



PACKAGE OUTLINE DIMENSIONS

DO-214AC (SMA)



DIM.	Unit (mm)		Unit (inch)	
	Min.	Max.	Min.	Max.
A	1.99	2.50	0.078	0.098
A1	0.10	0.20	0.004	0.008
b	1.27	1.58	0.050	0.062
c	0.15	0.31	0.006	0.012
D	2.29	2.83	0.090	0.111
E	4.95	5.33	0.195	0.210
E1	4.06	4.60	0.160	0.181
L	0.90	1.41	0.035	0.056

SUGGESTED PAD LAYOUT



Symbol	Unit (mm)	Unit (inch)
A	1.68	0.066
B	1.52	0.060
C	3.93	0.155
D	2.41	0.095
E	5.45	0.215

MARKING DIAGRAM



- P/N = Marking Code
- G = Green Compound
- YW = Date Code
- F = Factory Code

Notice

Specifications of the products displayed herein are subject to change without notice. TSC or anyone on its behalf, assumes no responsibility or liability for any errors or inaccuracies.

Purchasers are solely responsible for the choice, selection, and use of TSC products and TSC assumes no liability for application assistance or the design of Purchasers' products.

Information contained herein is intended to provide a product description only. No license, express or implied, to any intellectual property rights is granted by this document. Except as provided in TSC's terms and conditions of sale for such products, TSC assumes no liability whatsoever, and disclaims any express or implied warranty, relating to sale and/or use of TSC products including liability or warranties relating to fitness for a particular purpose, merchantability, or infringement of any patent, copyright, or other intellectual property right.

The products shown herein are not designed for use in medical, life-saving, or life-sustaining applications. Customers using or selling these products for use in such applications do so at their own risk and agree to fully indemnify TSC for any damages resulting from such improper use or sale.

Mouser Electronics

Authorized Distributor

Click to View Pricing, Inventory, Delivery & Lifecycle Information:

Taiwan Semiconductor:

[SK310A](#) [SK32A](#) [SK33A](#) [SK34A](#) [SK35A](#) [SK36A](#) [SK39A](#) [SK320A](#) [SK35A F2](#) [SK32A E2](#) [SK33A E2](#) [SK36A F3](#)
[SK39A F3](#) [SK39AHF3](#) [SK35AHR3](#) [SK39A E2](#) [SK310AHF3](#) [SK320AHR3](#) [SK32AHF3](#) [SK36A R2](#) [SK310A E2G](#)
[SK36AHR2](#) [SK34A F2](#) [SK34A R2](#) [SK310A E3G](#) [SK39A R3G](#) [SK33A E2G](#) [SK36A F2G](#) [SK39AHF2](#) [SK315A F2](#)
[SK32AHR2G](#) [SK32AHR3](#) [SK35A E2](#) [SK39A R2G](#) [SK315A F2G](#) [SK320A R3](#) [SK320A R2G](#) [SK36A R3](#) [SK34A R3](#)
[SK36A F2](#) [SK310AHR3](#) [SK39AHR2G](#) [SK310AHR2G](#) [SK315AHR3G](#) [SK33AHR2G](#) [SK36AHF2G](#) [SK33AHF3G](#)
[SK34A F2G](#) [SK33AHF3](#) [SK33AHF2](#) [SK35A E2G](#) [SK36A E2](#) [SK35AHF2G](#) [SK36AHF2](#) [SK34A E2G](#) [SK35A R3G](#)
[SK36A R2G](#) [SK35A F3G](#) [SK32AHF2](#) [SK315A E2](#) [SK35AHF3G](#) [SK315AHF2G](#) [SK310A R2G](#) [SK39AHR3](#) [SK35A](#)
[R3](#) [SK35AHF2](#) [SK32A E3G](#) [SK39AHF3G](#) [SK36AHR2G](#) [SK320AHR2G](#) [SK310A R3](#) [SK315AHR2G](#) [SK32AHF3G](#)
[SK36AHF3](#) [SK39A E3G](#) [SK315AHR3](#) [SK33A R3G](#) [SK39A F2](#) [SK32A R2](#) [SK315AHR2](#) [SK315A R3G](#) [SK35A F2G](#)
[SK315A F3](#) [SK315AHF2](#) [SK33A E3](#) [SK32A R2G](#) [SK32A F2G](#) [SK310AHF3G](#) [SK35A E3G](#) [SK315A R2G](#) [SK310A](#)
[R3G](#) [SK310A F2G](#) [SK310A F2](#) [SK34A E3](#) [SK315A F3G](#) [SK39A E2G](#) [SK36A F3G](#) [SK33A R2G](#) [SK310AHR3G](#)
[SK315AHF3](#)