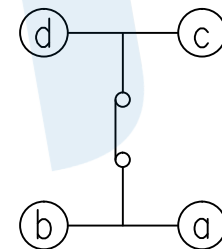
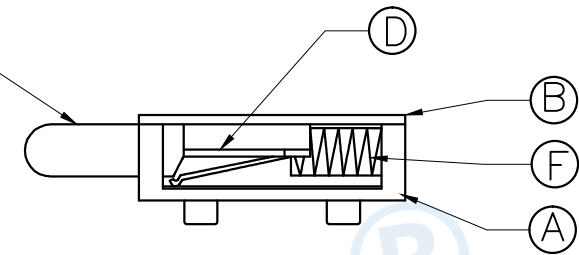
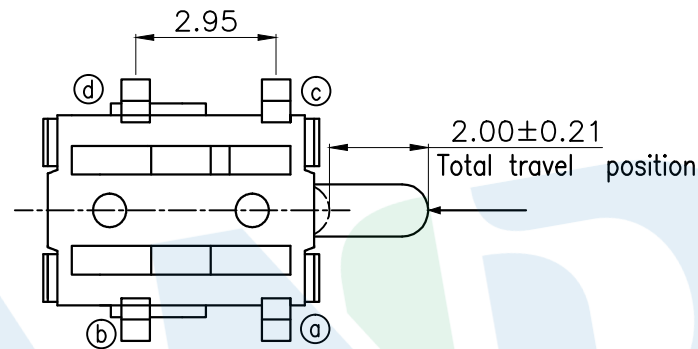
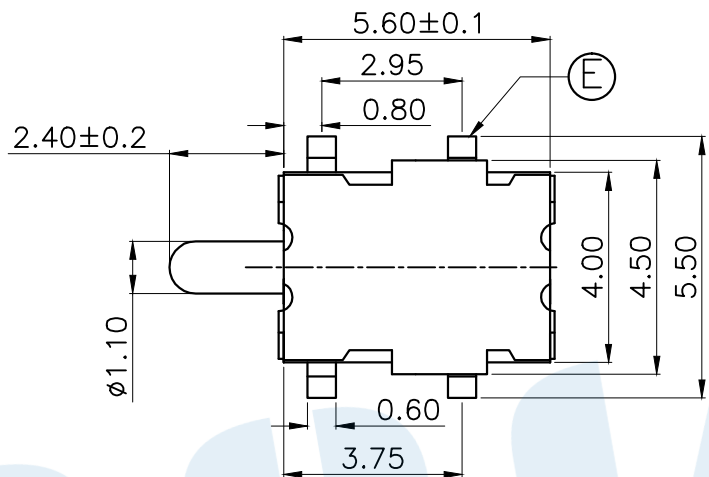
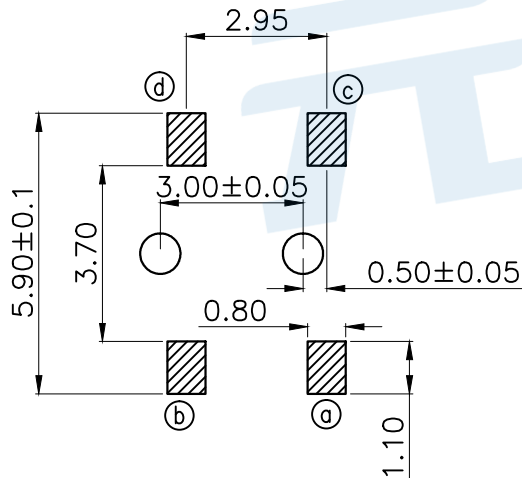
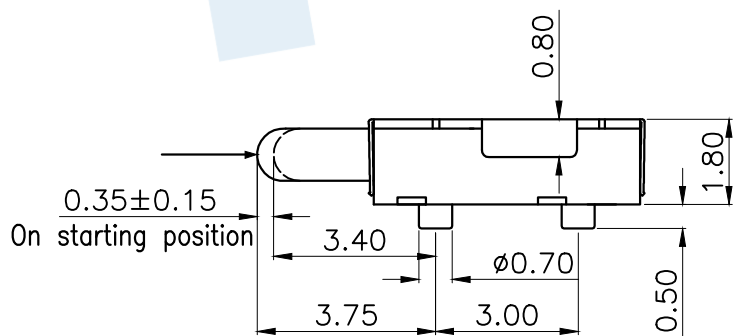


RoHS



Circuit Diagram



PCB Layout(Pattern side)

Technical Parameters

- 1.Rated current: DC 12V 0.1A
- 2.Operating force:120±30gf
- 3.Mechanical life: 100,000 times

(F)	Spring		1	SUS	Natural
(E)	Terminal		4	Phosphor bronze	Silvering
(D)	Contact spring		1	Phosphor bronze	Silvering
(C)	Button		1	LCP	Black
(B)	Cover		1	Phosphorus copper	Silvering
(A)	Base		1	LCP	Black
NO.	Name	Number	Qty	Materil	Remarks

**YUANDI®** Yuandi Electronics Co, Ltd

design	date	name	DETECTION SWITCH
Review	date	model	TQ-2516D
Approved	date		

Drawing number: Proportion 1:1 unit mm gage number A4

modify Review Approved Tolerance not specified

angle	±2'
10~30	±0.30
5~10	±0.20
~ 5	±0.10