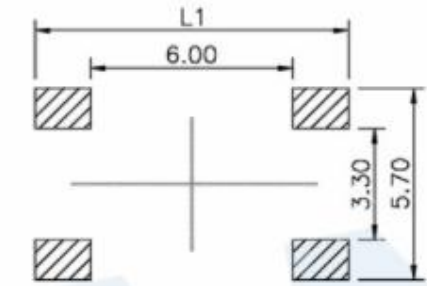
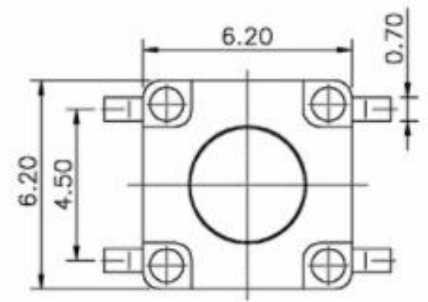


RoHS



PCB Layout(Pattern side)

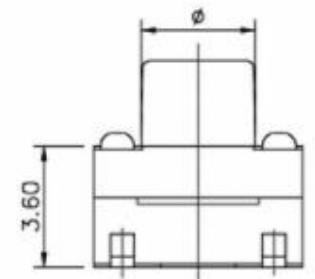
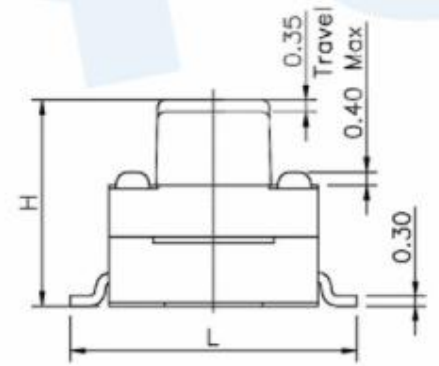


Circuit Diagram

H	Ø	H	Ø
4.3	3.5	10	3.1
4.5	3.5	11	3.0
5.0	3.5	12	3.0
5.5	3.5	13	3.0
6.0	3.5	14	3.0
6.5	3.3	15	3.0
7.0	3.3	16	3.0
7.5	3.3	17	3.0
8.0	3.3	18	2.9
8.5	3.3	19	2.9
9.0	3.1	20	2.9
9.5	3.1	21	2.9

Operating force	
180gf±50gf	
250gf±50gf	

L	L1
8.5	10
9.0	11



No	Name	Number	Qty	Materil	Remarks
G					
F	Waterproof mat	1		Silica gel	Black
E	Terminal	4		Brass (0.3t)	Silvering
D	Reed	1		SUS	Silver covered
C	Button	1		PPA	Black
B	Cover	1		PPA	Black
A	Base	1		PPA	Black

YUANDI 元迪 **Yuandi Electronics Co.,Ltd**

design	date	name	TACT SWITCH
Review	date		
Approved	date	model	TS-1010S

Drawing number: modify Review Approved Tolerance not specified proportion 1:1 unit mm page number A4

angle	±2'
10~30	±0.30
5~10	±0.20
~5	±0.10