

5N Type 2R Light Touch Switches

Type: **EVQ2**


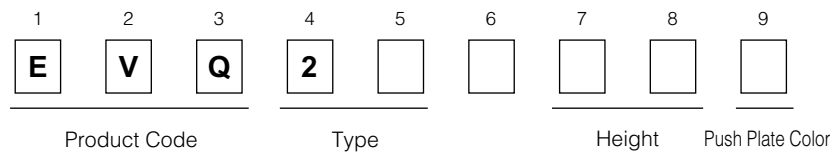
■ Features

- Wealth of product types: With or without a ground terminal, vertical type, snap-in terminals, etc.
- Can be automatically dip-soldered: Integral molding of the terminals and main body prevents the escape of flux.

■ Recommended Applications

- Operating switches for electronic equipment

■ Explanation of Part Numbers



■ Product Chart

○=Standard

Operating Force	Positioning Pin	Ground Terminal	Height			
			4.3 mm	5.0 mm	7.0 mm	9.5 mm
1.0 N	Without positioning pin	With ground terminal	○	○	○	○
		Without ground terminal	○	○	○	○
1.3 N	Without positioning pin	With ground terminal	○	○	○	○
		Without ground terminal	○	○	○	○
1.6 N	Without positioning pin	With ground terminal	○	○	○	○
		Without ground terminal	○	○	○	○
2.6 N	Without positioning pin	With ground terminal	○	○	○	○
		Without ground terminal	○	○	○	○

■ Specifications

Type		Snap action/Push-on type SPST	
Electrical	Circuit Diagram		
	Rating	10 μA 2 Vdc to 20 mA 15 Vdc (Resistiv load)	
	Contact Resistance	50 mΩ max.	
	Insulation Resistance	50 MΩ min. (at 100 Vdc)	
	Dielectric Withstanding Voltage	250 Vac for 1 minute	
	Bouncing	3 ms max. (ON) 8 ms max. (OFF)	
Mechanical	Operating Force	1.0 N±0.4 N 1.3 N±0.4 N 1.6 N±0.5 N	2.6 N±0.6 N
	Travel	0.25 mm±0.10 mm	
Endurance	Operating Life	100000 cycles min.*	50000 cycles min.
Operating Temperature		-20 °C to +70 °C	
Storage Temperature		-40 °C to +85 °C (Bulk) -20 °C to +40 °C (Taping)	
Minimum Quantity/ Packing Unit	Top-push	1000 pcs. Radial Taping (Reel Pack)	
Quantity/Carton	Top-push	10000 pcs.	

*1 million cycles also available, consult our salesmen.

Design and specifications are each subject to change without notice. Ask factory for the current technical specifications before purchase and/or use. Should a safety concern arise regarding this product, please be sure to contact us immediately.


■ Dimensions in mm (not to scale)

EVQ2

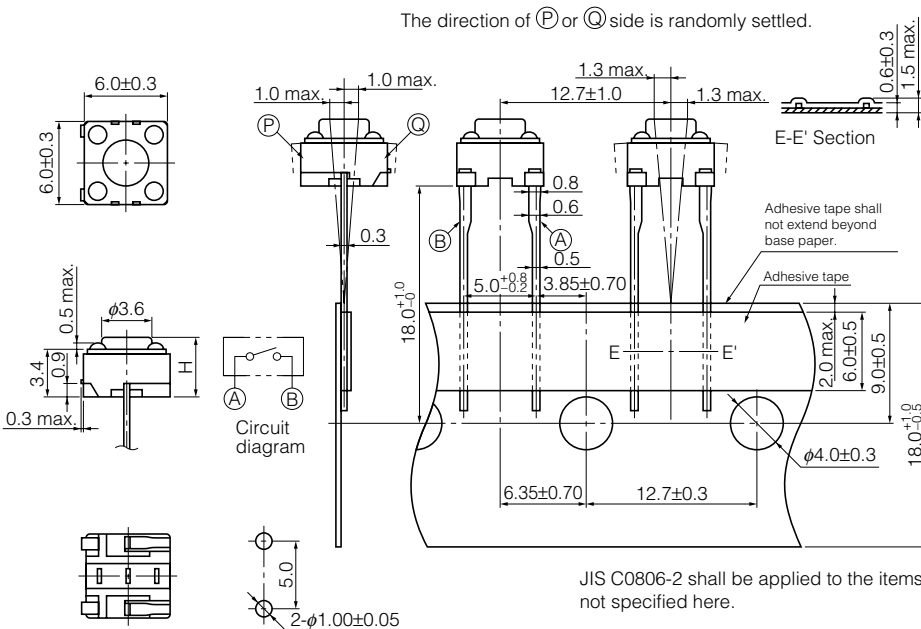
With ground terminal

2-terminals type

Without ground terminal



The direction of (P) or (Q) side is randomly settled.



Adhesive tape shall not extend beyond base paper.

JIS C0806-2 shall be applied to the items not specified here.

PWB mounting hole for reference
(Pitch tolerance: ±0.1)
View from mounting side

Part Numbers	Operating Force	H=Height	Push Plate Color	Operating Life
EVQ21304M	1.0 N	4.3 mm	White	100000 cycles
EVQ21305R	1.0 N	5.0 mm	Red	100000 cycles
EVQ21307K	1.0 N	7.0 mm	Black	100000 cycles
EVQ21309K	1.0 N	9.5 mm	Black	100000 cycles
EVQ21404M	1.3 N	4.3 mm	White	100000 cycles
EVQ21405R	1.3 N	5.0 mm	Red	100000 cycles
EVQ21407K	1.3 N	7.0 mm	Black	100000 cycles
EVQ21409K	1.3 N	9.5 mm	Black	100000 cycles
EVQ21504M	1.6 N	4.3 mm	White	100000 cycles
EVQ21505R	1.6 N	5.0 mm	Red	100000 cycles
EVQ21507K	1.6 N	7.0 mm	Black	100000 cycles
EVQ21509K	1.6 N	9.5 mm	Black	100000 cycles
EVQ22704M	2.6 N	4.3 mm	White	50000 cycles
EVQ22705R	2.6 N	5.0 mm	Red	50000 cycles
EVQ22707K	2.6 N	7.0 mm	Black	50000 cycles
EVQ22709K	2.6 N	9.5 mm	Black	50000 cycles

Design and specifications are each subject to change without notice. Ask factory for the current technical specifications before purchase and/or use.
Should a safety concern arise regarding this product, please be sure to contact us immediately.