


# HIGH-SPEED FLOATING CONTACT SYSTEM

(0.50 mm) .0197" PITCH • FT5/FS5 SERIES



**FT5**  
Mates:  
FS5

**FS5**  
Mates:  
FT5

## SPECIFICATIONS

**Insulator Material:**  
Black Liquid Crystal Polymer  
**Contact Material:**  
Phosphor Bronze (FT5)  
BeCu (FS5)  
**Weld Tab:**  
Phosphor Bronze  
**Plating:**  
Au or Sn over  
50 μ" (1.27 μm) Ni  
**Current Rating:**  
1.8 A per pin  
(2 pins powered)  
**Operating Temp Range:**  
-55 °C to +125 °C  
**Lead-Free Solderable:**  
Yes

FT5	NO. OF POSITIONS	LEAD STYLE	PLATING OPTION	ROW OPTION	TH	OPTION
-----	------------------	------------	----------------	------------	----	--------

-15, -30  
(Per Row)

**-01.0**  
= 1 mm  
Body  
Height

**-L**  
= 10 μ"  
(0.25 μm)  
Gold on  
contact,  
Matte Tin  
on tail

**-DV**  
= Vertical

Leave blank  
for -RA

Required  
callouts

**-03.0**  
= 3 mm  
Body  
Height

**-RA**  
= Right-  
angle

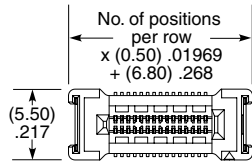
**-TH**  
= Through-hole  
weld tab

**-P**  
= Pick &  
Place Pad  
(-DV only)

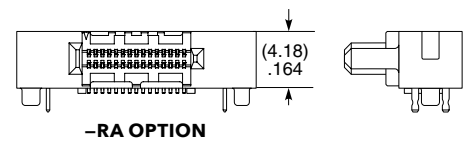
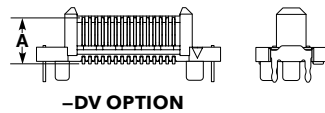
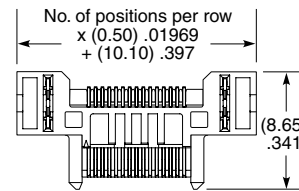
**-K**  
= (5.00 mm)  
.197" DIA  
Polyimide  
Film Pick &  
Place Pad  
(-RA only)

**-TR**  
= Tape &  
Reel

**-FR**  
= Full Reel  
Tape & Reel  
(must order  
max. quantity  
per reel;  
contact  
Samtec for  
quantity  
breaks)



LEAD STYLE	A
-01.0	(3.72) .146
-03.0	(5.72) .225



## MATED HEIGHT \*

FS5 LEAD STYLE	FT5 LEAD STYLE	
	-01.0	-03.0
-04.0	(5.00 mm) .197"	(7.00 mm) .276"

\*Processing conditions will affect mated height.

FS5	NO. OF POSITIONS	LEAD STYLE	PLATING OPTION	DV	TH	K	XR
-----	------------------	------------	----------------	----	----	---	----

-15, -30  
(Per Row)

**-04.0**  
= 4 mm  
Body  
Height

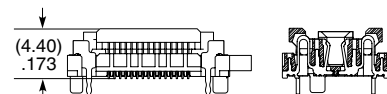
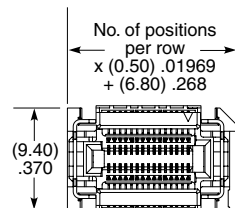
**-L**  
= 10 μ"  
(0.25 μm)  
Gold on  
contact,  
Matte Tin  
on tail

**-TH**  
= Through-hole  
weld tab

**-K**  
= (8.25 mm)  
.325" DIA  
Polyimide  
Film Pick &  
Place Pad

**-TR**  
= Tape & Reel

**-FR**  
= Full Reel  
Tape & Reel  
(must order  
max. quantity  
per reel;  
contact  
Samtec for  
quantity  
breaks)



**ALSO AVAILABLE**  
MOQ Required

Other lead counts  
Surface mount weld tab

## Notes:

Floating contact system provides 0.50 mm float in X and Y directions.

Some lengths, styles and options are non-standard, non-returnable.

# Mouser Electronics

Authorized Distributor

Click to View Pricing, Inventory, Delivery & Lifecycle Information:

[Samtec:](#)

[FT5-15-01-L-RA-K-TR](#) [FT5-30-01-L-RA-K-TR](#) [FT5-30-01.0-L-DV-TH-P-TR](#) [FT5-30-03.0-L-DV-TH-P-TR](#) [FT5-15-03.0-L-DV-TH-P-TR](#) [FT5-15-01.0-L-DV-TH-P-TR](#)