samtec

TIGER™ CLAW CONTACT



(2.00 mm) .0787"

MMS SERIES

TIGER CLAW™ SOCKET STRIP

Board Mates:
TMMH, TMM, MTMM, MMT, TW, LTMM, ZLTMM, TSH

Cable Mates:
TCMD

SPECIFICATIONS

For complete specifications see www.samtec.com?MMS

Insulator Material:
Black LCP
Contact Material:
Phosphor Bronze
Plating:
Sn or Au over 50 µ" (1.27 µm) Ni
Current Rating (MMS/TMM):
3.9 A per pin (2 pins powered)
Operating Temp Range:
-55 °C to +125 °C with Gold
-55 °C to +105 °C with Tin
Insertion Depth:
DH = (2.13 mm) .084" to (2.79 mm) .110",
SH = (2.13 mm) .084" minimum or pass-through
Top Entry DV/SV = (2.13 mm) .084" to (4.32 mm) .170"
Bottom Entry DV/SV = (4.27 mm) .168" minimum (Plus board)
RoHS Compliant:
Yes

PROCESSING

Lead–Free Solderable:
Yes
SMT Lead Coplanarity:
(0.15 mm) .006" max*
*(.004" stencil solution may be available; contact IPG@samtec.com)

RECOGNITIONS

For complete scope of recognitions see www.samtec.com/quality

FILE NO. E111594

ALSO AVAILABLE (MOQ Required)

- Alignment Pin (–DV only)
- Locking clips and Through-hole pass-through options
- Other platings

Note:
Some lengths, styles and options are non-standard, non-returnable.

MMS – 1 – NO. PINS PER ROW – 01 – PLATING OPTION – ROW OPTION – OTHER OPTION

02 thru 40

–F = Gold flash on contact, Matte Tin on tail

–L = 10 µ" (0.25 µm) Gold contact, Matte Tin on tail

–SV = Single Vertical

–SH = Single Horizontal

–DV = Double Vertical

–DH = Double Horizontal

–"XX" = Polarized Position

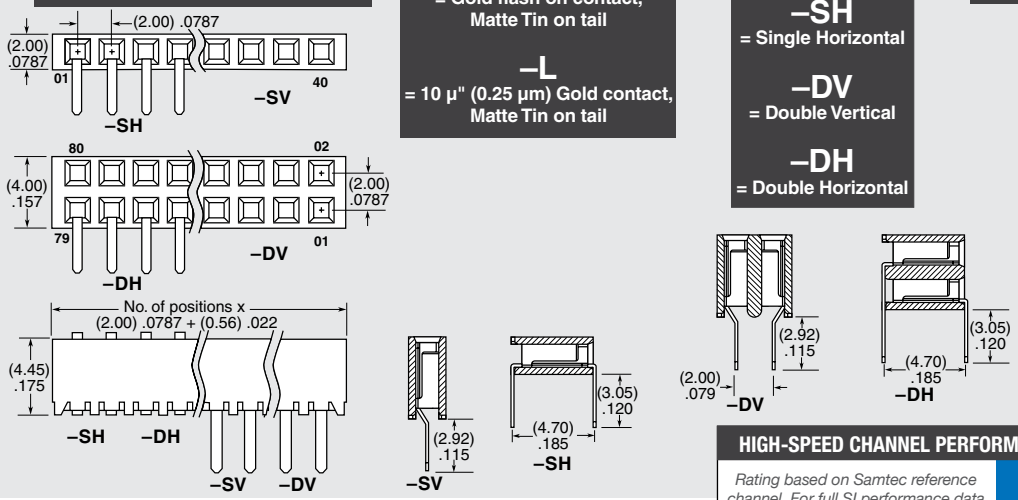

HIGH-SPEED CHANNEL PERFORMANCE

Rating based on Samtec reference channel. For full SI performance data visit Samtec.com or contact SIG@samtec.com

8 Gbps

MMS – 1 – NO. PINS PER ROW – 02 – PLATING OPTION – ROW OPTION – OTHER OPTION

02 thru 40

–F = Gold flash on contact, Matte Tin on tail

–L = 10 µ" (0.25 µm) Gold contact, Matte Tin on tail

–SV = Single Vertical

–SH = Single Horizontal

–DV = Double Vertical

–DH = Double Horizontal

–"XX" = Polarized Position

–K = (5.50 mm) .217" DIA Polyimide Film Pick & Place Pad (–SV & –DV only) (–SV= 3 positions min.) (–DV= 4 positions min.)

–M = Metal Pick & Place Pad (4 positions min.) (–DV only)

–P = Plastic Pick & Place Pad (4 pos. min., –SV only) (5 pos. min., –DV only)

–TR = Tape & Reel Packaging

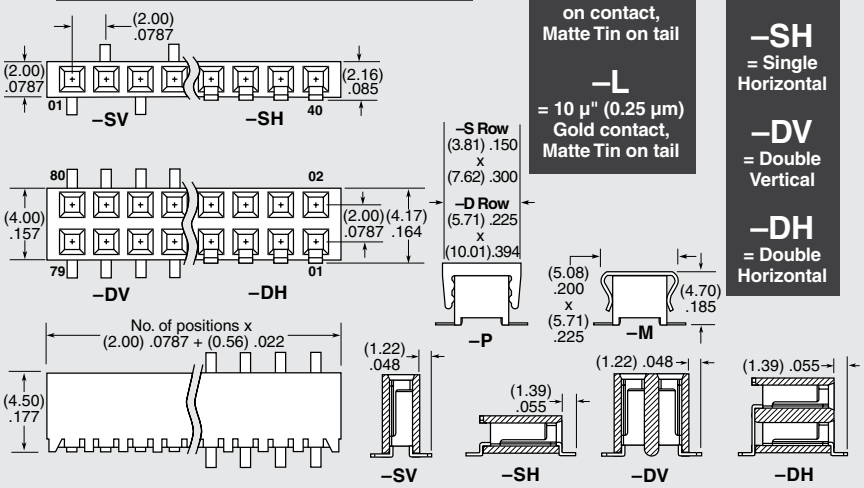

Due to technical progress, all designs, specifications and components are subject to change without notice.

All parts within this catalog are built to Samtec's specifications.
Customer specific requirements must be approved by Samtec and identified in a Samtec customer-specific drawing to apply.