




NRZ  
25  
Gbps



(0.635 mm) .025" PITCH • QMS/QFS SERIES

**QMS**  
Board Mates:  
QFS

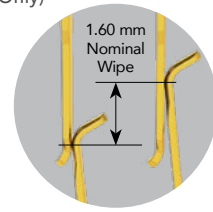
**QFS**  
Board Mates:  
QMS

**QMS/QFS**  
Cable Mates:  
6QCD

Standoffs:  
SO, JSOM

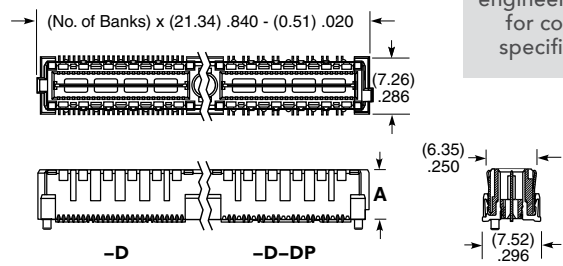
QMS	PINS PER ROW NO. OF PAIRS	LEAD STYLE	PLATING OPTION	TYPE	A	OTHER OPTION
-----	---------------------------	------------	----------------	------	---	--------------

	<b>-026, -052, -078</b> (52 total pins per bank = -D)	Specify LEAD STYLE from Chart	<b>-L</b> = 10 μm (0.25 μm) gold on contact, Matte Tin on tail (-05.75 & -06.75 Lead Style Only)	<b>-D</b> = Single-Ended		<b>-K</b> = (5.50 mm) .217" DIA Polyimide film Pick & Place Pad
	<b>-016, -032, -048</b> (16 pairs per bank = -D-DP)		<b>-SL</b> = 10 μm (0.25 μm) gold on contact, Matte Tin on tail (-09.75 Lead Style Only)	<b>-D-DP</b> = Differential Pair		
	(-078 & -048 N/A with -09.75 Lead Style)					



**PACKAGING OPTION**

Tape & Reel Options (-TR & -FR) available. Visit series web page and view engineering prints for complete specifications.



**SPECIFICATIONS**

**Insulator Material:** Liquid Crystal Polymer  
**Contact & Ground Plane Material:** Phosphor Bronze  
**Plating:** Au over 50 μm (1.27 μm) Ni (Tin on Ground Plane Tail)  
**Current Rating:** Contact: 2.6 A per pin (2 pins powered)  
**Ground Plane:** 15.7 A per ground plane (1 ground plane powered)  
**Operating Temp Range:** -55 °C to +125 °C  
**Voltage Rating:** 300 VAC when mated

MATED HEIGHT*			
QMS LEAD STYLE	A	QFS LEAD STYLE	
		-4.25	-6.25
-05.75	(5.38) .212	10 mm	12 mm
-06.75	(6.35) .250	11 mm	13 mm
-09.75	(9.35) .368	14 mm	16 mm

\*Processing conditions will affect mated height. See SO Series for board space tolerances.

**PROCESSING**

**Lead-Free Solderable:** Yes  
**QMS SMT Lead Coplanarity:** (0.10 mm) .004" max (026-052) (0.15 mm) .006" max (078)\*  
 \*(.004" stencil solution may be available; contact IPG@samtec.com)  
**QFS SMT Lead Coplanarity:** (0.10 mm) .004" max (026-078)  
**Board Stacking:** For applications requiring more than two connectors contact ipg@samtec.com

View complete specifications at: [samtec.com?QMS](http://samtec.com?QMS)

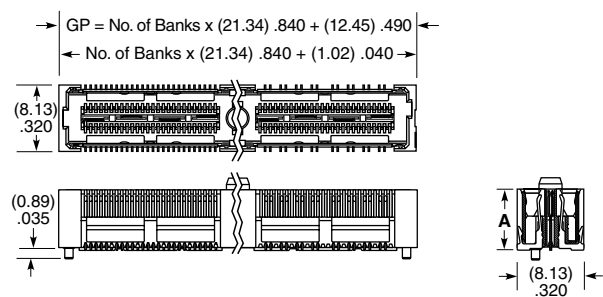
QFS	PINS PER ROW NO. OF PAIRS	LEAD STYLE	PLATING OPTION	TYPE	A	OTHER OPTION
-----	---------------------------	------------	----------------	------	---	--------------

	<b>-026, -052, -078</b> (52 total pins per bank = -D)	Specify LEAD STYLE from Chart	<b>-L</b> = 10 μm (0.25 μm) gold on contact, Matte Tin on tail (-04.25 Lead Style only)	<b>-D</b> = Single-Ended		<b>-GP</b> = Guide Holes (-04.25 Lead Style only)
	<b>-016, -032, -048</b> (16 pairs per bank = -D-DP)		<b>-SL</b> = 10 μm (0.25 μm) gold on contact, Matte Tin on tail (-06.25 Lead Style only)	<b>-D-DP</b> = Differential Pair (-04.25 Lead Style only)		

**STANDARDS**

SUMIT™  
 PCI/104-Express™  
 PCI/104-Express™ OneBank

Visit [samtec.com/standards](http://samtec.com/standards) for more information, including mated heights and complete part numbers.



LEAD STYLE	A
-04.25	(7.44) .299
-06.25	(9.42) .371

**PACKAGING OPTION**

Tape & Reel Options (-TR & -FR) available. Visit series web page and view engineering prints for complete specifications.

**Note:** Some lengths, styles and options are non-standard, non-returnable.

View complete specifications at: [samtec.com?QFS](http://samtec.com?QFS)

See pg 46-47 for Right-Angle & Edge Mount options.

# Mouser Electronics

Authorized Distributor

Click to View Pricing, Inventory, Delivery & Lifecycle Information:

## Samtec:

[QMS-026-05.75-L-D-A](#) [QMS-078-05.75-L-D-A](#) [QMS-078-06.75-L-D-A](#) [QMS-052-05.75-L-D-A](#) [QMS-052-01-SL-D-EM2](#) [QMS-052-06.75-L-D-PC4](#) [QMS-026-01-SL-D-RA-PC4](#) [QMS-026-09.75-SL-D-A](#) [QMS-026-06.75-L-D-A](#) [QMS-052-01-SL-D-RA-MG](#) [QMS-078-06.75-L-D-PC4](#) [QMS-026-06.75-L-D-PC4](#) [QMS-078-05.75-L-D-A-GP](#) [QMS-052-05.75-H-D-A](#) [QMS-026-05.75-H-D-A-RT1](#) [QMS-052-09.75-SL-D-A](#) [QMS-052-05.75-L-D-A-K-TR](#) [QMS-026-05.75-L-D-RF1](#) [QMS-052-06.75-L-D-A](#) [QMS-026-05.75-L-D-A-RT1](#) [QMS-026-01-SL-D-RA](#) [QMS-026-05.75-L-D-PC4](#) [QMS-052-09.75-SL-D-A-K](#) [QMS-052-01-SL-D-RA-MG-K](#) [QMS-078-01-SL-D-EM2](#) [QMS-026-05.75-L-D-A-K](#) [QMS-052-05.75-L-D-A-GP](#) [QMS-052-06.75-H-D-A-K](#) [QMS-052-05.75-L-D-PC4](#) [QMS-078-01-SL-D-RA-MG](#) [QMS-052-09.75-SL-D-A-K-TR](#) [QMS-052-01-SL-D-RA-PC4](#) [QMS-026-09.75-SL-D-A-K](#) [QMS-016-05.75-L-D-DP-A](#) [QMS-078-06.75-H-D-A](#) [QMS-052-06.75-H-D-A-GP](#) [QMS-032-06.75-H-D-DP-A-GP](#) [QMS-078-05.75-L-D-A-K-TR](#) [QMS-052-01-SL-D-RA-TR](#) [QMS-016-01-L-D-DP-EM2](#) [QMS-052-01-L-D-EM2-PC8](#) [QMS-064-01-L-D-DP-EM2](#) [QMS-078-01-L-D-EM2](#) [QMS-052-01-H-D-EM2-PC8](#) [QMS-052-01-H-D-EM2-PC4](#) [QMS-016-01-L-D-DP-EM2-PC4](#) [QMS-052-01-L-D-EM2-PC4](#) [QMS-052-01-L-D-EM2-TR](#) [QMS-032-01-L-D-DP-EM2](#) [QMS-052-01-H-D-EM2](#) [QMS-026-01-H-D-EM2](#) [QMS-104-01-H-D-EM2](#) [QMS-026-01-L-D-EM2](#) [QMS-032-05.75-L-D-DP-A](#) [QMS-032-05.75-L-D-DP-A-K-TR](#) [QMS-048-06.75-L-D-DP](#) [QMS-048-06.75-L-D-DP-A](#) [QMS-052-05.75-L-D-PT4](#) [QMS-052-05.75-L-D-PT8](#) [QMS-052-05.75-L-D-RF1](#) [QMS-064-01-SL-D-DP-RA](#) [QMS-064-01-SL-D-DP-RA-K](#) [QMS-078-01-SL-D-RA-PC4](#) [QMS-078-05.75-H-D-PC4](#) [QMS-104-06.75-L-D-A-K](#) [QMS-078-05.75-L-D-PT4](#) [QMS-078-06.75-L-D](#) [QMS-104-05.75-L-D-A-RT1](#) [QMS-064-01-L-D-EM2](#) [QMS-078-06.75-L-D-A-GP](#) [QMS-078-06.75-L-D-A-K](#) [QMS-052-05.75-H-D-PC8](#) [QMS-052-05.75-L-D-RF2](#) [QMS-064-06.75-L-D-DP-A](#) [QMS-078-05.75-L-D-RF2](#) [QMS-104-05.75-L-D-A-GP](#) [QMS-052-01-S-D-RA-PC4](#) [QMS-052-05.75-H-D-RF1](#) [QMS-052-05.75-L-D](#) [QMS-052-05.75-L-D-A-GP-K-TR](#) [QMS-052-06.75-L-D-A-GP](#) [QMS-052-06.75-L-D-A-K](#) [QMS-078-01-S-D-RA](#) [QMS-078-01-S-D-RA-PC8-K](#) [QMS-078-05.75-L-D-PT8](#) [QMS-104-05.75-H-D-A](#) [QMS-104-05.75-L-D-A](#) [QMS-078-06.75-H-D-A-GP-K](#) [QMS-104-05.75-L-D-A-K](#) [QMS-052-05.75-H-D-PC4](#) [QMS-052-06.75-H-D-PC4](#) [QMS-052-06.75-L-D-K](#) [QMS-078-05.75-L-D-A-RT1](#) [QMS-104-01-S-D-RA](#) [QMS-104-06.75-L-D](#) [QMS-048-06.75-H-D-DP-A](#) [QMS-052-01-SL-D-RA-K-TR](#) [QMS-078-05.75-H-D-A](#) [QMS-078-05.75-L-D](#) [QMS-104-01-L-D-EM2](#)