

Surface Mount Fuse, 3.2 x 1.6 mm, Quick-Acting F, 32 VAC, 63 VDC



Exemplary part photo depending on part no.

IEC 60127-4 · 32 VAC · 63 VDC · Quick-Acting F

Approvals and Compliances

Description

- IEC characteristic
- High melting I²t-values
- Impermeable to potting compound

Applications

- Secondary Protection DC and AC
- Circuits with inrush

References

[Packaging Details](#)

Weblinks

[pdf datasheet](#), [html-datasheet](#), [General Product Information](#), [Packaging details](#), [Distributor-Stock-Check](#), [Detailed request for product](#), [Microsite](#)

Technical Data

Rated Voltage	32 VAC, 63 VDC
Rated current	0.5 - 6.3 A
Breaking Capacity	63 A
Characteristic	Quick-Acting F
Mounting	PCB, SMT
Admissible Ambient Air Temp.	-55 °C to 90 °C
Climatic Category	55/090/21 acc. to IEC 60068-1
Material: Housing	Epoxyd Glass
Material: Terminals	Copper, Ni/Au-plated
Unit Weight	0.006 g
Storage Conditions	0 °C to 60 °C, max. 70% r.h.
Product Marking	Letter (see variants)

Soldering Methods	Reflow, Wave (0.5 A variant only) Soldering Profile
Solderability	250 °C / 3 sec acc. to IEC 60068-2-58, Test Td
Resistance to Soldering Heat	260 +0/-5 °C / 30 sec acc. to IPC/JEDEC J-STD-020D, Level 1
Moisture Resistance Test	MIL-STD-202, Method 106E (50 cycles in a temp./mister chamber)
Terminal Strength	MIL-STD-202, Method 211A (Deflection of board 1 mm for 1 minute)
Case Resistance	acc. to EIA/IS-722, Test 4.7 >100 MΩ (between leads and body)
Resistance to Solvents	MIL-STD-202, Method 215A
Flammability	UL 94V-1 (acc. to EIA/IS-722, Test 4.12)



Approvals and Compliances

Detailed information on product approvals, code requirements, usage instructions and detailed test conditions can be looked up in [Details about Approvals](#)

Approvals




The approval mark is used by the testing authorities to certify compliance with the safety requirements placed on electronic products.

Approval Reference Type: USI 1206

Approval Logo	Certificates	Certification Body	Description
	VDE Approvals	VDE	VDE Certificate Number: 40017666
	UL Approvals	UL	UL File Number: E41599


Product standards

Product standards that are referenced

Organization	Design	Standard	Description
	Designed according to	IEC 60127-4/2	Miniature fuses. Part 4. Universal modular fuse-links for through-hole and surface mount types
	Designed according to	UL 248-14	Low voltage fuses - Part 14: Additional fuses
	Designed according to	CSA22.2 No. 248.14	Low-Voltage Fuses - Part 14: Supplemental Fuses







Application standards

Application standards where the product can be used

Organization	Design	Standard	Description
	Designed for applications acc.	IEC/UL 60950	IEC 60950-1 includes the basic requirements for the safety of information technology equipment.

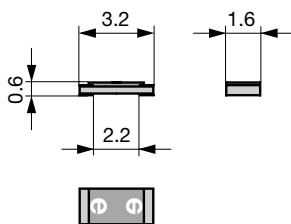
Compliances

The product complies with following Guide Lines

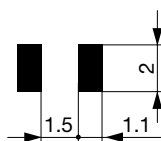
Identification	Details	Initiator	Description
	CE declaration of conformity	SCHURTER AG	The CE marking declares that the product complies with the applicable requirements laid down in the harmonisation of Community legislation on its affixing in accordance with EU Regulation 765/2008.
	RoHS	SCHURTER AG	EU Directive RoHS 2011/65/EU
	China RoHS	SCHURTER AG	The law SJ / T 11363-2006 (China RoHS) has been in force since 1 March 2007. It is similar to the EU directive RoHS.
	Halogen Free	SCHURTER AG	SCHURTER strives to offer our customers halogen free products.
	REACH	SCHURTER AG	On 1 June 2007, Regulation (EC) No 1907/2006 on the Registration, Evaluation, Authorization and Restriction of Chemicals 1 (abbreviated as "REACH") entered into force.
		SCHURTER AG	Universal Modular Fuse meets the standard IEC 60127-4

Dimension [mm]

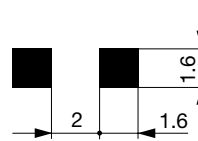
 3.2 mm



Reflow soldering pads



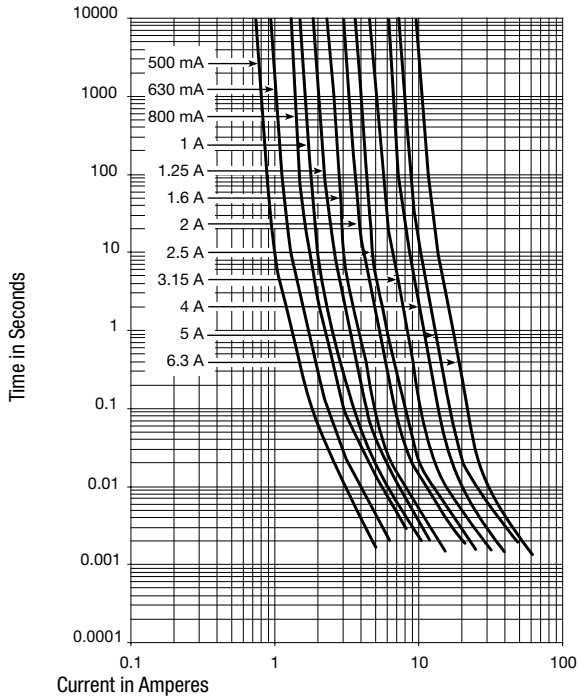
Wave soldering pads




Pre-Arcing Time


Rated Current I _n	1.25 x I _n min	2.0 x I _n max	10.0 x I _n min	10.0 x I _n max
0.5 A - 6.3 A	60 min	120 s	1 ms	10 ms

Time-Current-Curves



All Variants

Rated Current [A]	Rated Voltage [VAC]	Rated Voltage [VDC]	Marking	Breaking Capacity	Voltage Drop 1.0 I _n max. [mV]	Voltage Drop 1.0 I _n typ. [mV]	Cold Resistance typ. [mΩ]	Melting I ² t 10.0 I _n typ. [A ² s]		Order Number
0.5	32	63	e	1)	600	201	330	0.041	● ●	3413.0213.11
0.5	32	63	e	1)	600	201	330	0.041	● ●	3413.0213.22
0.5	32	63	e	1)	600	201	330	0.041	● ●	3413.0213.24
0.5	32	63	e	1)	600	201	330	0.041	● ●	3413.0213.26
0.63	32	63	f	1)	500	170	230	0.076	● ●	3413.0214.11
0.63	32	63	f	1)	500	170	230	0.076	● ●	3413.0214.22
0.63	32	63	f	1)	500	170	230	0.076	● ●	3413.0214.24
0.63	32	63	f	1)	500	170	230	0.076	● ●	3413.0214.26
0.8	32	63	g	1)	400	110	116	0.18	● ●	3413.0215.11
0.8	32	63	g	1)	400	110	116	0.18	● ●	3413.0215.22
0.8	32	63	g	1)	400	110	116	0.18	● ●	3413.0215.24
0.8	32	63	g	1)	400	110	116	0.18	● ●	3413.0215.26
1	32	63	h	1)	300	108	94.2	0.2	● ●	3413.0216.11
1	32	63	h	1)	300	108	94.2	0.2	● ●	3413.0216.22
1	32	63	h	1)	300	108	94.2	0.2	● ●	3413.0216.24
1	32	63	h	1)	300	108	94.2	0.2	● ●	3413.0216.26
1.25	32	63	i	1)	300	96.3	67	0.31	● ●	3413.0217.11
1.25	32	63	i	1)	300	96.3	67	0.31	● ●	3413.0217.22
1.25	32	63	i	1)	300	96.3	67	0.31	● ●	3413.0217.24
1.25	32	63	i	1)	300	96.3	67	0.31	● ●	3413.0217.26
1.6	32	63	k	1)	300	94.5	50.5	0.33	● ●	3413.0218.11
1.6	32	63	k	1)	300	94.5	50.5	0.33	● ●	3413.0218.22
1.6	32	63	k	1)	300	94.5	50.5	0.33	● ●	3413.0218.24

Rated Current [A]	Rated Voltage [VAC]	Rated Voltage [VDC]	Marking	Breaking Capacity	Voltage Drop 1.0 In max. [mV]	Voltage Drop 1.0 In typ. [mV]	Cold Resistance typ. [mΩ]	Melting I ² t 10.0 Intyp. [A ² s]		Order Number
1.6	32	63	k	1)	300	94.5	50.5	0.33	● ●	3413.0218.26
2	32	63	m	1)	300	80.2	33.9	0.79	● ●	3413.0219.11
2	32	63	m	1)	300	80.2	33.9	0.79	● ●	3413.0219.22
2	32	63	m	1)	300	80.2	33.9	0.79	● ●	3413.0219.24
2	32	63	m	1)	300	80.2	33.9	0.79	● ●	3413.0219.26
2.5	32	63	n	1)	300	78.8	25.3	0.94	● ●	3413.0220.11
2.5	32	63	n	1)	300	78.8	25.3	0.94	● ●	3413.0220.22
2.5	32	63	n	1)	300	78.8	25.3	0.94	● ●	3413.0220.24
2.5	32	63	n	1)	300	78.8	25.3	0.94	● ●	3413.0220.26
3.15	32	63	p	1)	300	65.5	17.2	1.44	● ●	3413.0221.11
3.15	32	63	p	1)	300	65.5	17.2	1.44	● ●	3413.0221.22
3.15	32	63	p	1)	300	65.5	17.2	1.44	● ●	3413.0221.24
3.15	32	63	p	1)	300	65.5	17.2	1.44	● ●	3413.0221.26
4	32	63	r	1)	300	62.8	12.5	2.74	● ●	3413.0222.11
4	32	63	r	1)	300	62.8	12.5	2.74	● ●	3413.0222.22
4	32	63	r	1)	300	62.8	12.5	2.74	● ●	3413.0222.24
4	32	63	r	1)	300	62.8	12.5	2.74	● ●	3413.0222.26
5	32	63	s	1)	300	61.6	9.6	4.65	● ●	3413.0223.11
5	32	63	s	1)	300	61.6	9.6	4.65	● ●	3413.0223.22
5	32	63	s	1)	300	61.6	9.6	4.65	● ●	3413.0223.24
5	32	63	s	1)	300	61.6	9.6	4.65	● ●	3413.0223.26
6.3	32	63	t	1)	300	55.3	7.1	4.84	● ●	3413.0224.11
6.3	32	63	t	1)	300	55.3	7.1	4.84	● ●	3413.0224.22
6.3	32	63	t	1)	300	55.3	7.1	4.84	● ●	3413.0224.24
6.3	32	63	t	1)	300	55.3	7.1	4.84	● ●	3413.0224.26

Most Popular.

Availability for all products can be searched real-time: <https://www.schurter.com/en/Stock-Check/Stock-Check-SCHURTER>

1) UL: 63 A @ 32 VAC, 63 A @ 63 VDC

1) Additional internal testing: 150 A @ 24 VAC/DC, 400 A @ 12 VDC, 600 A @ 9 VDC

Packaging Unit

- .xx = .11 Blister Tape of 100 pcs. in Plastic Bag
- .xx = .22 Blister Tape 18 cm Reel (1000 pcs.)
- .xx = .24 Blister Tape 25.4 cm Reel (5000 pcs.)
- .xx = .26 Blister Tape 33 cm Reel (15000 pcs.)