

# BLM21AG221SN1#

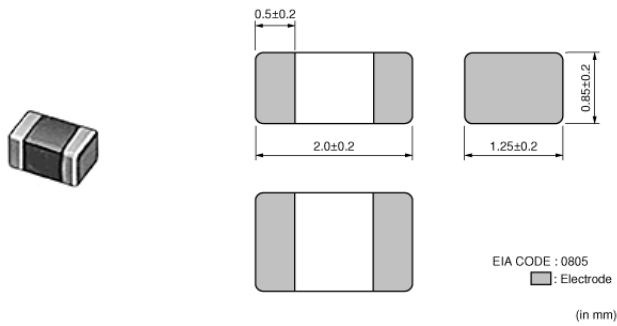
“#” indicates a package specification code.



< List of part numbers with package codes >

BLM21AG221SN1J BLM21AG221SN1D BLM21AG221SN1B

## Appearance & Shape



## Packaging Information

| Packaging | Specifications   | Minimum Order Quantity |
|-----------|------------------|------------------------|
| J         | 330mm Paper Tape | 10000                  |
| D         | 180mm Paper Tape | 4000                   |
| B         | Bulk(Bag)        | 1000                   |

## Applications

|             |             |
|-------------|-------------|
| Other Usage | For general |
|-------------|-------------|

### Attention

- 1.This datasheet is downloaded from the website of Murata Manufacturing Co., Ltd. Therefore, it's specifications are subject to change or our products in it may be discontinued without advance notice. Please check with our sales representatives or product engineers before ordering.
  - 2.This datasheet has only typical specifications because there is no space for detailed specifications.
- Therefore, please review our product specifications or consult the approval sheet for product specifications before ordering.

# BLM21AG221SN1#

“#” indicates a package specification code.

## Features

The chip ferrite beads BLM series is designed to function nearly as a resistor at noise frequencies, which greatly reduces the possibility of resonance and leaves signal wave forms undistorted.

BLM series is effective in circuits without stable ground lines because BLM series does not need a connection to ground.

The nickel barrier structure of the external electrodes provides excellent solder heat resistance. BLM\_A series generates an impedance from the relatively low frequencies. Therefore BLM\_A series is effective in noise suppression in a wide frequency range (30MHz to several hundred MHz).

### Attention

1.This datasheet is downloaded from the website of Murata Manufacturing Co., Ltd. Therefore, it's specifications are subject to change or our products in it may be discontinued without advance notice. Please check with our sales representatives or product engineers before ordering.

2.This datasheet has only typical specifications because there is no space for detailed specifications.

Therefore, please review our product specifications or consult the approval sheet for product specifications before ordering.

# BLM21AG221SN1#

“#” indicates a package specification code.

## Specifications

|                                 |                |
|---------------------------------|----------------|
| Shape                           | SMD            |
| Size Code (in mm)               | 2012           |
| Size Code (in inch)             | 0805           |
| Length                          | 2.0mm          |
| Length Tolerance                | ±0.2mm         |
| Width                           | 1.25mm         |
| Width Tolerance                 | ±0.2mm         |
| Thickness                       | 0.85mm         |
| Thickness Tolerance             | ±0.2mm         |
| Impedance (at 100MHz)           | 220Ω           |
| Impedance (at 100MHz) Tolerance | ±25%           |
| Rated Current (at 85°C)         | 900mA          |
| Rated Current (at 125°C)        | 900mA          |
| DC Resistance(max.)             | 0.12Ω          |
| Operating Temperature Range     | -55°C to 125°C |
| Mass(typ.)                      | 0.01g          |
| Number of Circuit               | 1              |

### Attention

1.This datasheet is downloaded from the website of Murata Manufacturing Co., Ltd. Therefore, it's specifications are subject to change or our products in it may be discontinued without advance notice. Please check with our sales representatives or product engineers before ordering.

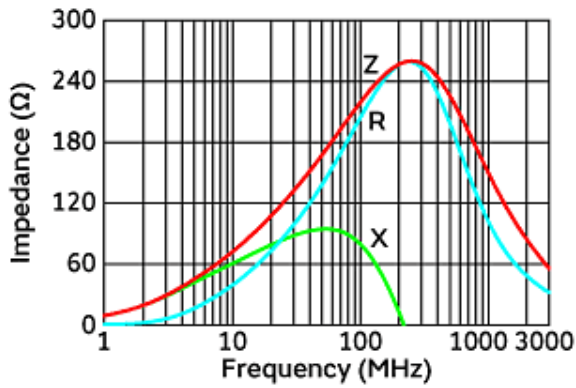
2.This datasheet has only typical specifications because there is no space for detailed specifications.

Therefore, please review our product specifications or consult the approval sheet for product specifications before ordering.

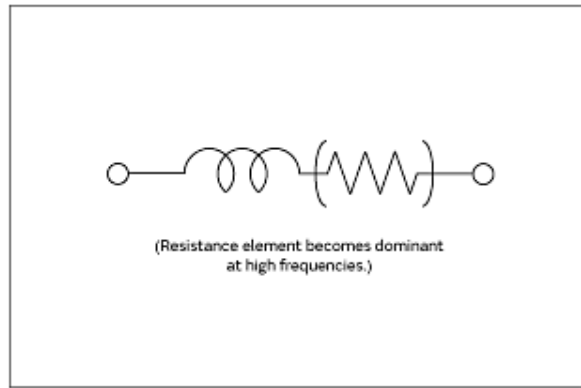
# BLM21AG221SN1#

“#” indicates a package specification code.

## Product Data



Impedance-Frequency Characteristics



Equivalent Circuit

**Attention**

- 1.This datasheet is downloaded from the website of Murata Manufacturing Co., Ltd. Therefore, it's specifications are subject to change or our products in it may be discontinued without advance notice. Please check with our sales representatives or product engineers before ordering.
- 2.This datasheet has only typical specifications because there is no space for detailed specifications.  
Therefore, please review our product specifications or consult the approval sheet for product specifications before ordering.