

GRJ32ER71K475KE11#

“#” indicates a package specification code.



< List of part numbers with package codes >

GRJ32ER71K475KE11K GRJ32ER71K475KE11L

Appearance & Shape



References

Packaging	Specifications	Minimum Order Quantity
K	330Embossed Tape	4000
L	180Embossed Tape	1000

Mass (typ.)	
1 piece	110mg
φ180mm Reel	168g

Notices

Derating1. Resin external electrode products

Attention

- 1.This datasheet is downloaded from the website of Murata Manufacturing Co., Ltd. Therefore, it's specifications are subject to change or our products in it may be discontinued without advance notice. Please check with our sales representatives or product engineers before ordering.
- 2.This datasheet has only typical specifications because there is no space for detailed specifications.
Therefore, please review our product specifications or consult the approval sheet for product specifications before ordering.

GRJ32ER71K475KE11#

“#” indicates a package specification code.

Specifications

Length	3.2±0.4mm
Width	2.5±0.3mm
Thickness	2.5±0.3mm
Capacitance	4.7μF ±10%
Distance between external terminals g	1.0mm min.
External terminal size e	0.3mm min.
Operating Temperature Range	-55°C to 125°C
Rated Voltage	80Vdc
Size code in inch(mm)	1210 (3225M)
Capacitance change rate	±15.0%
Temperature characteristics (complied standard)	X7R(EIA)
Temperature range of temperature characteristics	-55°C to 125°C

Attention

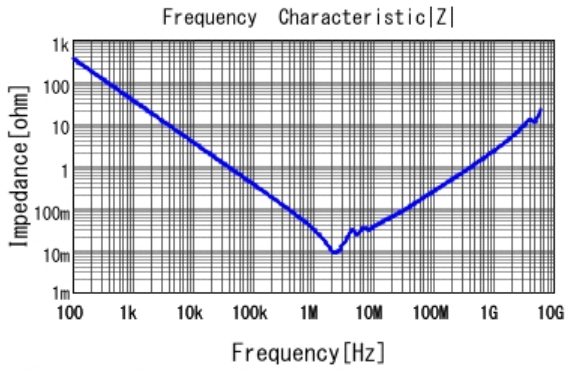
- 1.This datasheet is downloaded from the website of Murata Manufacturing Co., Ltd. Therefore, it's specifications are subject to change or our products in it may be discontinued without advance notice. Please check with our sales representatives or product engineers before ordering.
- 2.This datasheet has only typical specifications because there is no space for detailed specifications.
Therefore, please review our product specifications or consult the approval sheet for product specifications before ordering.

GRJ32ER71K475KE11#

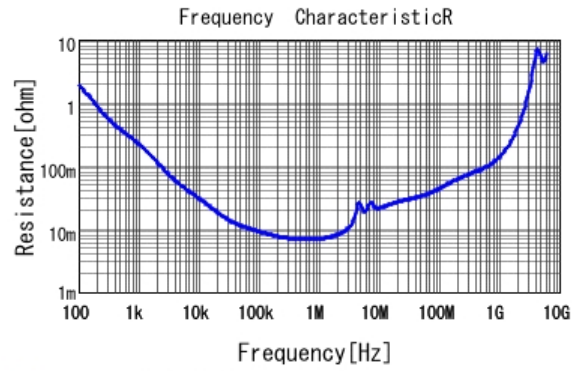
“#” indicates a package specification code.

Characteristic Data

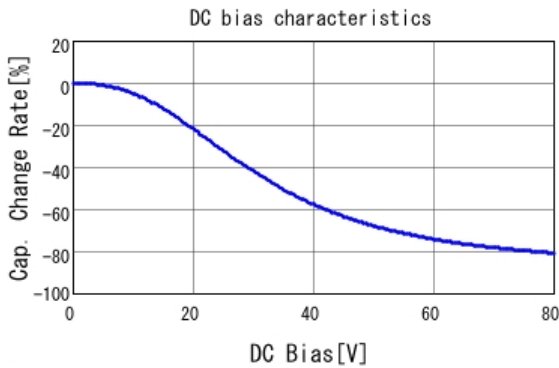
The charts below may show another part number which shares its characteristics.



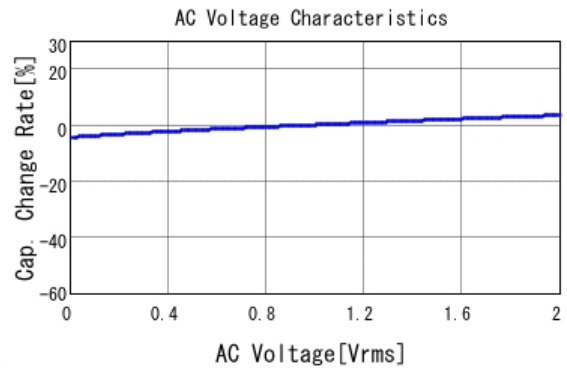
■ GRJ32ER71K475KE11 |Z| DC0V, 25degC



■ GRJ32ER71K475KE11 R DC0V, 25degC



■ GRJ32ER71K475KE11 C-DC bias capchange, 25.0degC, AC1.



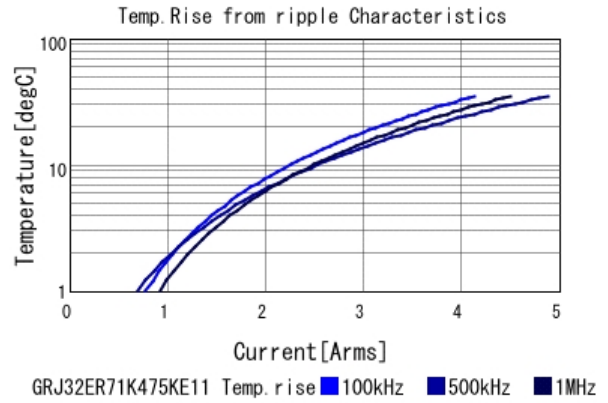
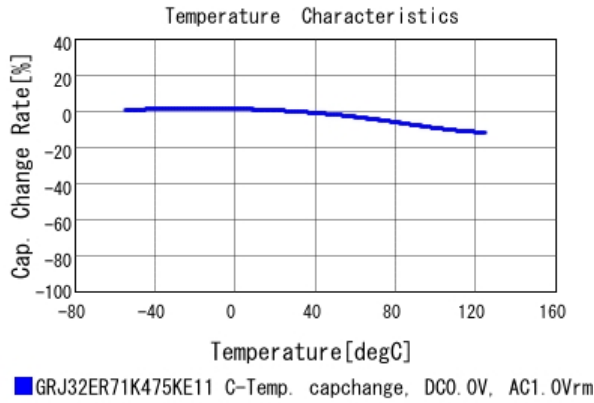
■ GRJ32ER71K475KE11 C-AC Voltage capchange, DC0V, 25.0d

Attention

- 1.This datasheet is downloaded from the website of Murata Manufacturing Co., Ltd. Therefore, it's specifications are subject to change or our products in it may be discontinued without advance notice. Please check with our sales representatives or product engineers before ordering.
- 2.This datasheet has only typical specifications because there is no space for detailed specifications.
Therefore, please review our product specifications or consult the approval sheet for product specifications before ordering.

GRJ32ER71K475KE11#

“#” indicates a package specification code.



Attention

- 1.This datasheet is downloaded from the website of Murata Manufacturing Co., Ltd. Therefore, it's specifications are subject to change or our products in it may be discontinued without advance notice. Please check with our sales representatives or product engineers before ordering.
 - 2.This datasheet has only typical specifications because there is no space for detailed specifications.
- Therefore, please review our product specifications or consult the approval sheet for product specifications before ordering.