

GRT21BR71C475KE13#

“#” indicates a package specification code.



< List of part numbers with package codes >

GRT21BR71C475KE13L GRT21BR71C475KE13K

Appearance & Shape



References

Packaging	Specifications	Minimum Order Quantity
L	180Embossed Tape	3000
K	330Embossed Tape	10000

Mass (typ.)	
1 piece	19mg
φ180mm Reel	108g

Notices

Derating1

Attention

1.This datasheet is downloaded from the website of Murata Manufacturing Co., Ltd. Therefore, it's specifications are subject to change or our products in it may be discontinued without advance notice. Please check with our sales representatives or product engineers before ordering.

2.This datasheet has only typical specifications because there is no space for detailed specifications.

Therefore, please review our product specifications or consult the approval sheet for product specifications before ordering.

GRT21BR71C475KE13#

“#” indicates a package specification code.

Specifications

Length	2.0±0.15mm
Width	1.25±0.15mm
Thickness	1.25±0.15mm
Capacitance	4.7μF ±10%
Distance between external terminals g	0.7mm min.
External terminal size e	0.2 to 0.7mm
Operating Temperature Range	-55°C to 125°C
Rated Voltage	16Vdc
Size code in inch(mm)	0805 (2012M)
Capacitance change rate	±15.0%
Temperature characteristics (complied standard)	X7R(EIA)
Temperature range of temperature characteristics	-55°C to 125°C

Attention

1.This datasheet is downloaded from the website of Murata Manufacturing Co., Ltd. Therefore, it's specifications are subject to change or our products in it may be discontinued without advance notice. Please check with our sales representatives or product engineers before ordering.

2.This datasheet has only typical specifications because there is no space for detailed specifications.

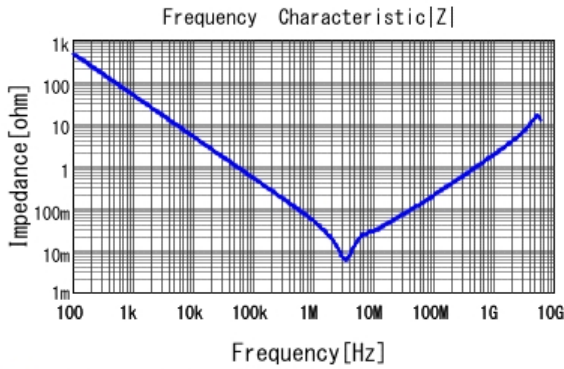
Therefore, please review our product specifications or consult the approval sheet for product specifications before ordering.

GRT21BR71C475KE13#

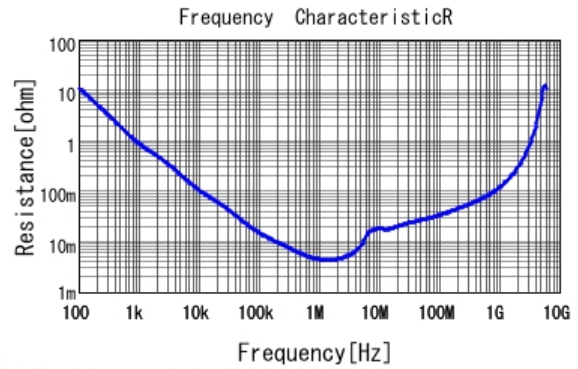
“#” indicates a package specification code.

Characteristic Data

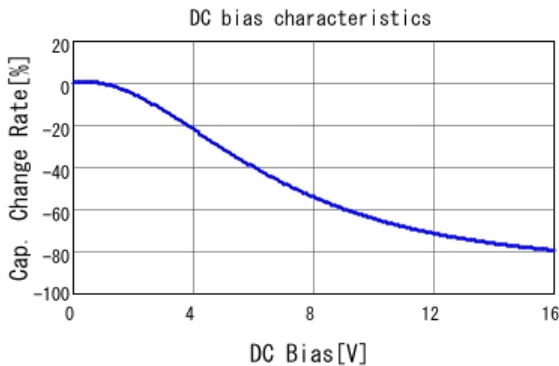
The charts below may show another part number which shares its characteristics.



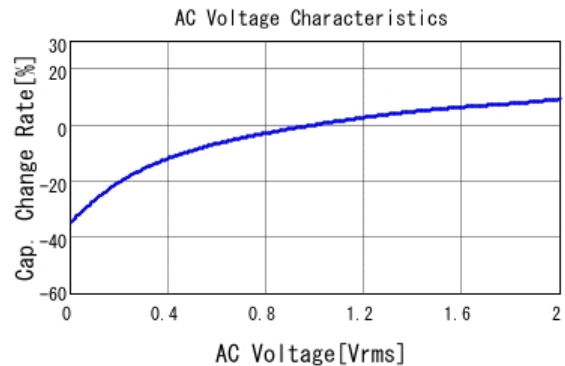
■ GRT21BR71C475KE13 |Z| DCOV, 25degC



■ GRT21BR71C475KE13 R DCOV, 25degC



■ GRT21BR71C475KE13 C-DC bias capchange, 25.0degC, AC1V



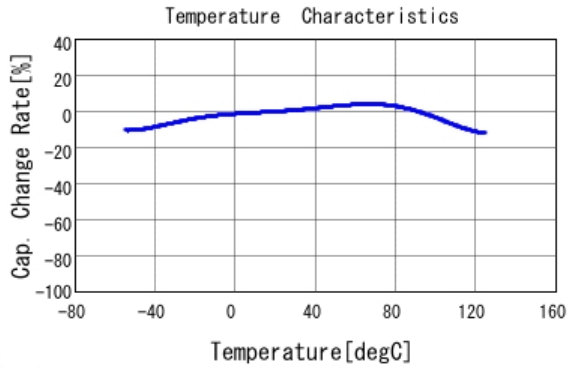
■ GRT21BR71C475KE13 C-AC Voltage capchange, DCOV, 25.0d

Attention

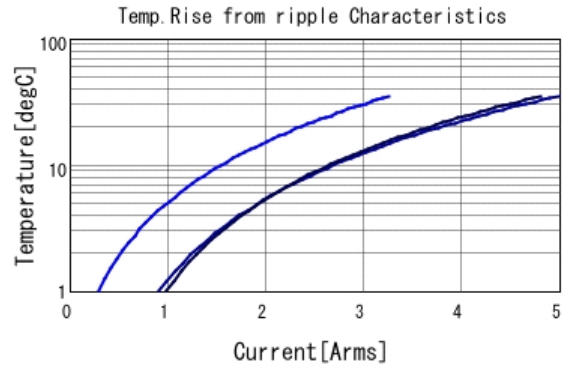
- 1.This datasheet is downloaded from the website of Murata Manufacturing Co., Ltd. Therefore, it's specifications are subject to change or our products in it may be discontinued without advance notice. Please check with our sales representatives or product engineers before ordering.
- 2.This datasheet has only typical specifications because there is no space for detailed specifications.
Therefore, please review our product specifications or consult the approval sheet for product specifications before ordering.

GRT21BR71C475KE13#

“#” indicates a package specification code.



■ GRT21BR71C475KE13 C-Temp. capchange, DC0.0V, AC0.5Vrm



GRT21BR71C475KE13 Temp. rise ■ 100kHz ■ 500kHz ■ 1MHz

Attention

- 1.This datasheet is downloaded from the website of Murata Manufacturing Co., Ltd. Therefore, it's specifications are subject to change or our products in it may be discontinued without advance notice. Please check with our sales representatives or product engineers before ordering.
 - 2.This datasheet has only typical specifications because there is no space for detailed specifications.
- Therefore, please review our product specifications or consult the approval sheet for product specifications before ordering.