


High Current Multilayer Ferrite Beads



MECHANICAL SPECIFICATIONS

Solderability: 90 % coverage after 5 second dip in 235 °C solder following 60 second preheat at 120 °C type R flux dip

Resistance To Solder Heat: 10 seconds in 260 °C solder after preheat and flux per above

Terminal Strength: (0603) 0.3 kg, (0805) 0.6 kg, (1206) 1.0 kg, (1806) 1.0 kg, (1812) 1.5 kg for 30 seconds

FEATURES

- High reliability
- Surface mountable
- Current rating up to 6 amps
- Magnetically self shielded
- Nickel barrier plating virtually eliminates silver migration
- 100 % lead (Pb)-free and RoHS compliant



RoHS
COMPLIANT

Beam Strength: (0603) 0.3 kg, (0805) 1.0 kg, (1206) 2.0 kg, (1806) 2.5 kg, (1812) 2.5 kg

ENVIRONMENTAL SPECIFICATIONS

Operating Temperature: - 55 °C to + 125 °C

Thermal Shock: 100 cycles, - 40 °C to + 125 °C

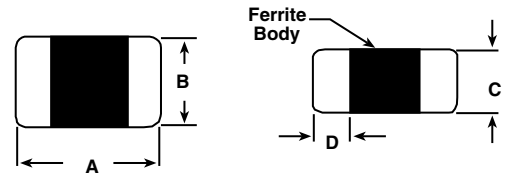
Biased Humidity: 85 % RH at 85 °C, 1000 hours at full rated current

STANDARD ELECTRICAL SPECIFICATIONS

PART NUMBER	IMPEDANCE (± 25 %)	IMPEDANCE FREQUENCY (MHz)	DCR MAX. (Ohms)	RATED DC CURRENT (mA)
ILHB-0603	60	100	0.10	2000
ILHB-0603	120	100	0.10	2000
ILHB-0805	30	100	0.015	6000
ILHB-0805	60	100	0.03	3000
ILHB-0805	90	100	0.025	5000
ILHB-0805	120	100	0.03	5000
ILHB-0805	250	100	0.04	3000
ILHB-0805	600	100	0.10	2000
ILHB-1206	50	100	0.02	6000
ILHB-1206	75	100	0.03	3000
ILHB-1206	120	100	0.02	6000
ILHB-1206	500	100	0.06	2500
ILHB-1206	600	100	0.10	2500
ILHB-1806	60	100	0.02	6000
ILHB-1812	120	100	0.02	6000
ILHB-1812	600	50	0.04	3000
ILHB-1812	1300	60	0.05	3000

DIMENSIONS in inches [millimeters]

Dimensional Outline



SIZE	A	B	C	D
0603	0.06 ± 0.006 [1.6 ± 0.15]	0.03 ± 0.006 [0.8 ± 0.15]	0.03 ± 0.006 [0.8 ± 0.15]	0.012 ± 0.008 [0.30 ± 0.20]
0805	0.079 ± 0.008 [2.0 ± 0.2]	0.049 ± 0.008 [1.25 ± 0.2]	0.035 ± 0.008 [0.9 ± 0.2]	0.02 ± 0.012 [0.50 ± 0.30]
1206	0.126 ± 0.008 [3.2 ± 0.2]	0.063 ± 0.008 [1.6 ± 0.2]	0.043 ± 0.008 [1.1 ± 0.2]	0.02 ± 0.012 [0.50 ± 0.30]
1806	0.177 ± 0.010 [4.5 ± 0.25]	0.063 ± 0.008 [1.6 ± 0.2]	0.063 ± 0.008 [1.6 ± 0.2]	0.024 ± 0.016 [0.60 ± 0.40]
1812	0.177 ± 0.010 [4.5 ± 0.25]	0.126 ± 0.010 [3.2 ± 0.25]	0.06 ± 0.01 [1.5 ± 0.25]	0.024 ± 0.016 [0.60 ± 0.40]

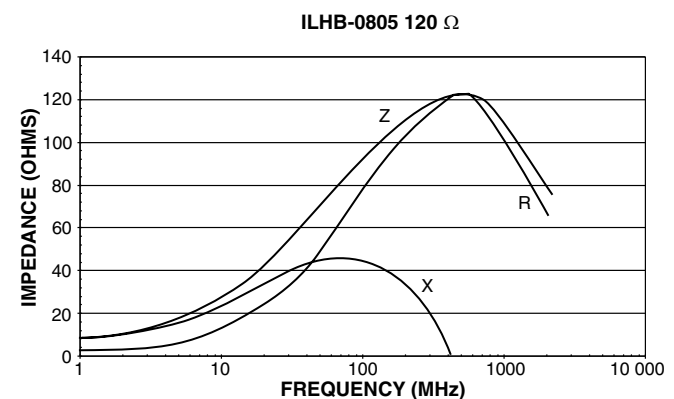
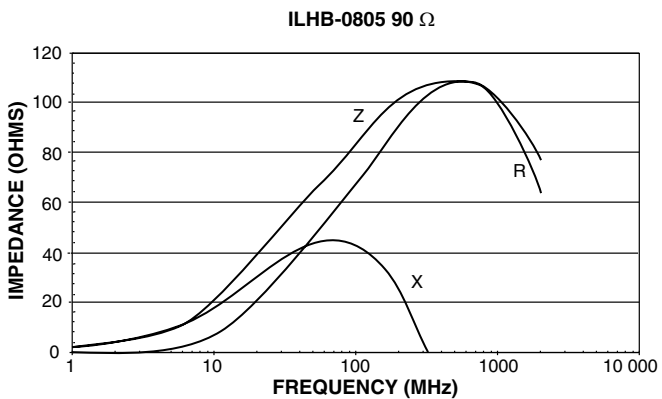
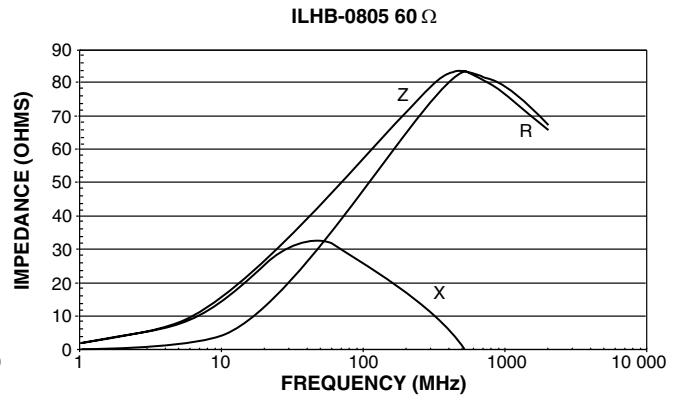
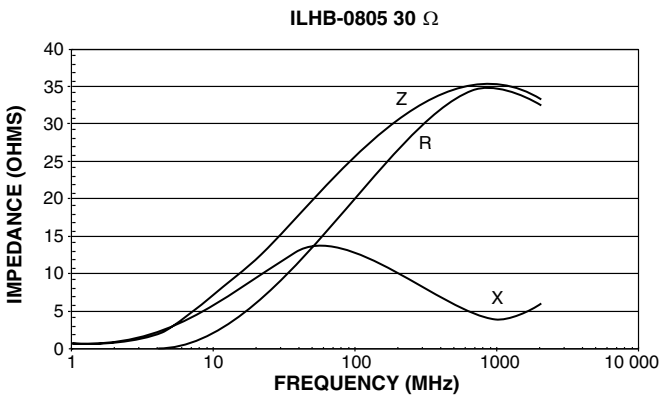
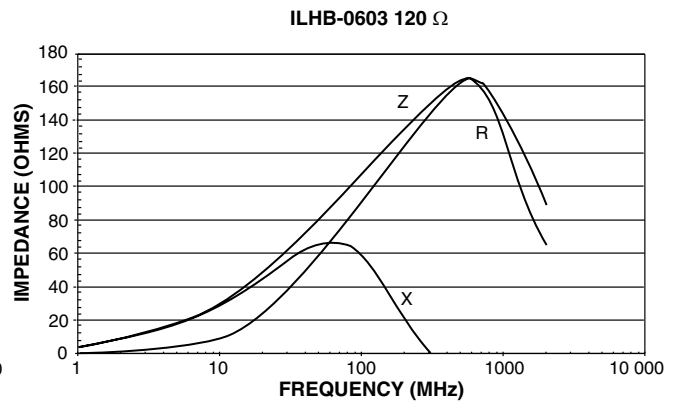
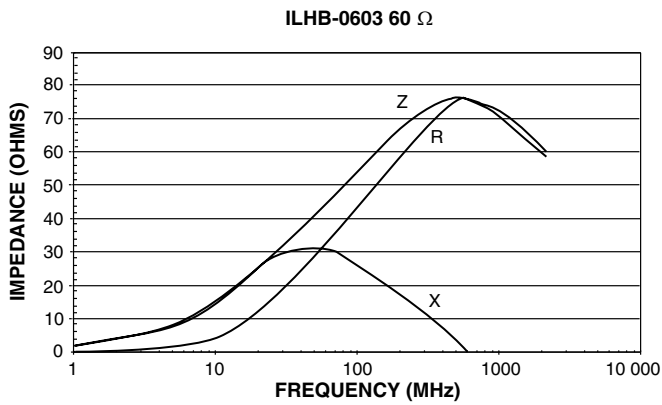
DESCRIPTION

ILHB	1206	120	± 25 %	ER	e3
MODEL	SIZE	IMPEDANCE VALUE	IMPEDANCE TOLERANCE	PACKAGE CODE	JEDEC LEAD (Pb)-FREE STANDARD

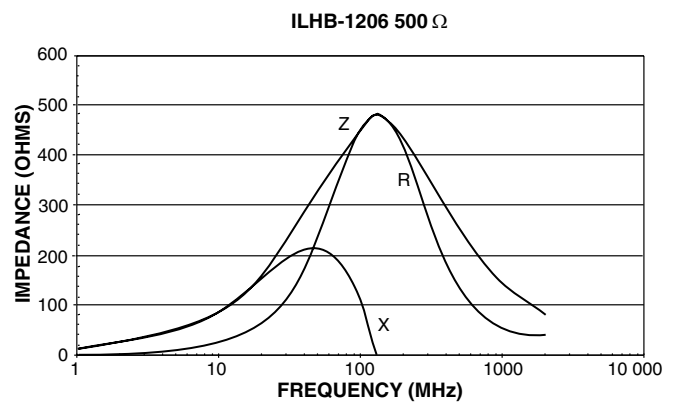
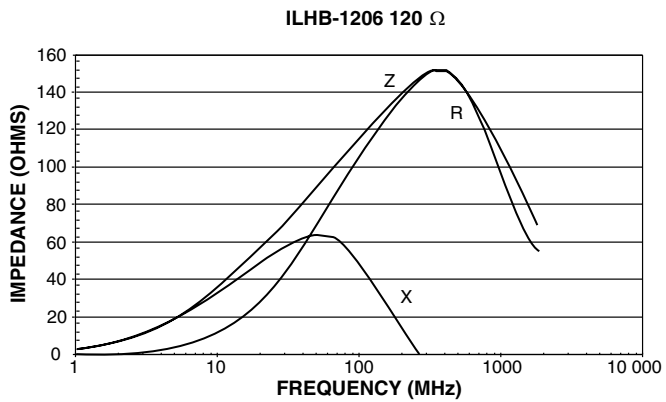
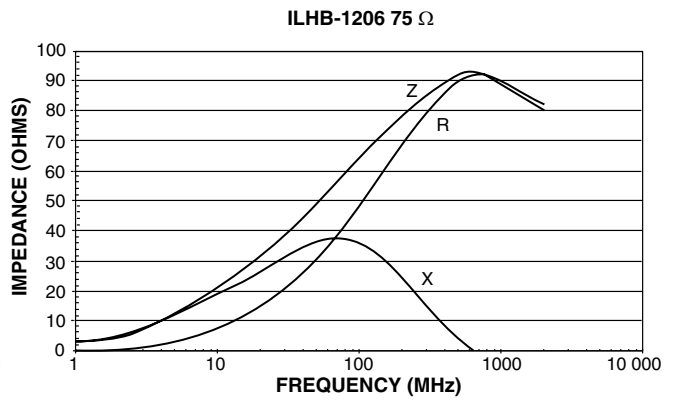
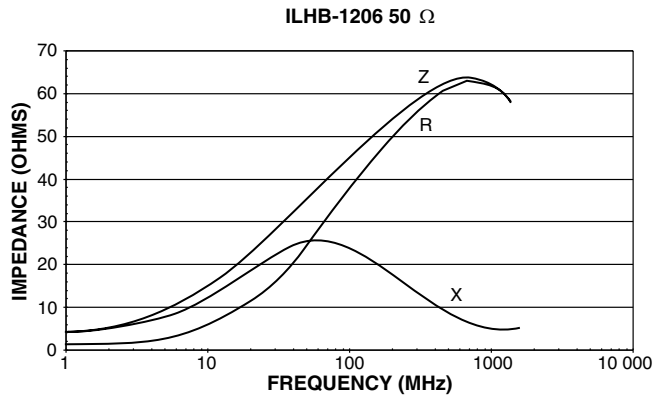
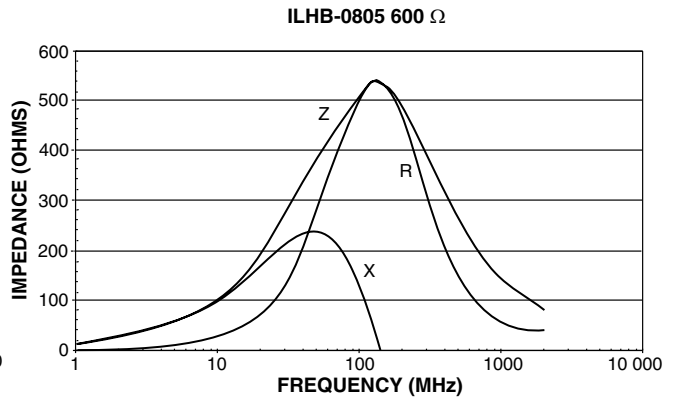
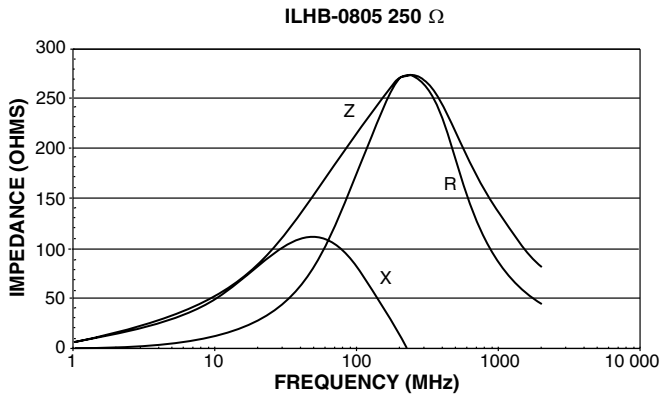
GLOBAL PART NUMBER

I	L	H	B	1	2	0	6	E	R	1	2	1	V
MODEL				SIZE				PACKAGE CODE		IMPEDANCE VALUE			IMPEDANCE TOLERANCE

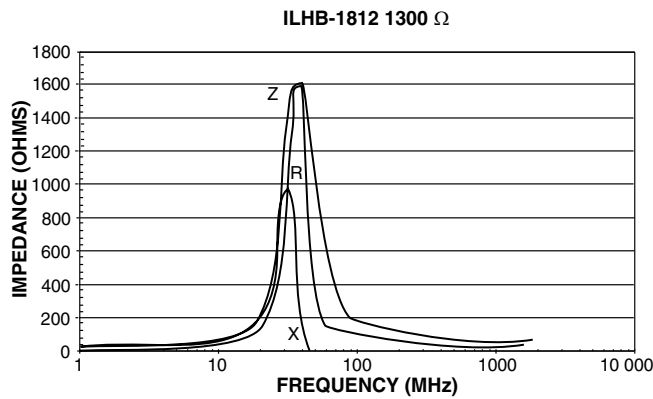
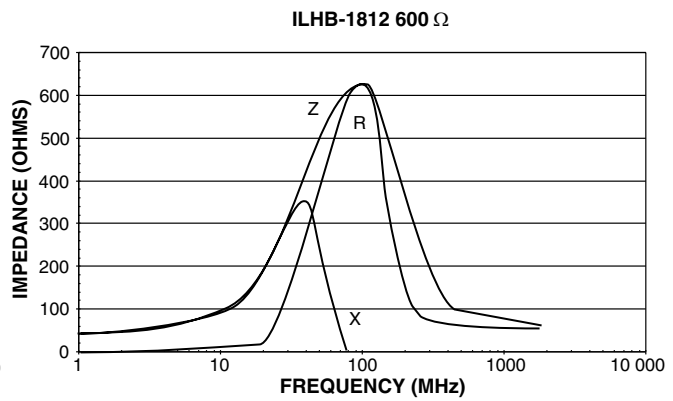
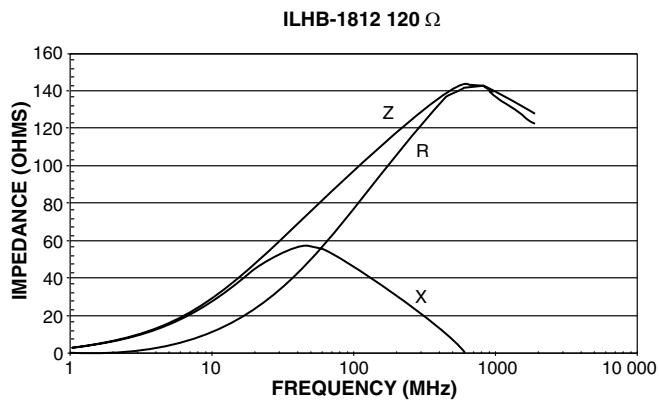
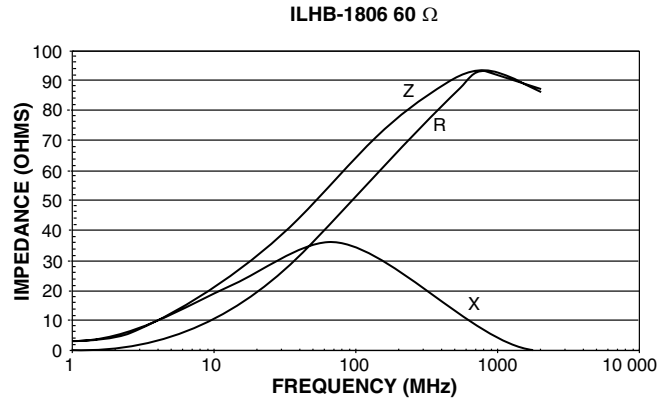
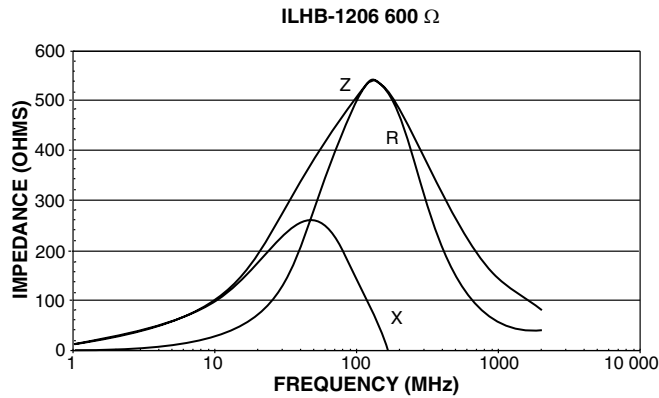
TYPICAL CURVES - FREQUENCY CHARACTERISTICS OF R, X AND Z



TYPICAL CURVES - FREQUENCY CHARACTERISTICS OF R, X AND Z



TYPICAL CURVES - FREQUENCY CHARACTERISTICS OF R, X AND Z





Disclaimer

All product specifications and data are subject to change without notice.

Vishay Intertechnology, Inc., its affiliates, agents, and employees, and all persons acting on its or their behalf (collectively, "Vishay"), disclaim any and all liability for any errors, inaccuracies or incompleteness contained herein or in any other disclosure relating to any product.

Vishay disclaims any and all liability arising out of the use or application of any product described herein or of any information provided herein to the maximum extent permitted by law. The product specifications do not expand or otherwise modify Vishay's terms and conditions of purchase, including but not limited to the warranty expressed therein, which apply to these products.

No license, express or implied, by estoppel or otherwise, to any intellectual property rights is granted by this document or by any conduct of Vishay.

The products shown herein are not designed for use in medical, life-saving, or life-sustaining applications unless otherwise expressly indicated. Customers using or selling Vishay products not expressly indicated for use in such applications do so entirely at their own risk and agree to fully indemnify Vishay for any damages arising or resulting from such use or sale. Please contact authorized Vishay personnel to obtain written terms and conditions regarding products designed for such applications.

Product names and markings noted herein may be trademarks of their respective owners.