

Distributed by:

JAMECO[®]
ELECTRONICS

www.Jameco.com ♦ 1-800-831-4242

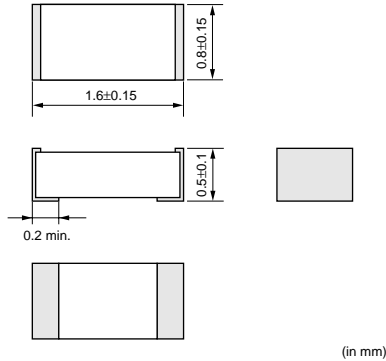
The content and copyrights of the attached
material are the property of its owner.

Jameco Part Number 1865188

Chip Coils for High Frequency Film Type

LQP18M Series (0603 Size)

Dimension



Packaging


Code	Packaging	Minimum Quantity
D	180mm Paper Tape	4000
J	330mm Paper Tape	10000
B	Bulk(Bag)	500

Rated Value (□: packaging code)

Part Number	Inductance	Test Frequency	Rated Current	Max. of DC Resistance	Q (min.)	Test Frequency	Self Resonance Frequency (min.)
LQP18MN1N3C02□	1.3nH±0.2nH	500MHz	300mA	0.3ohm	17	500MHz	6000MHz
LQP18MN1N5C02□	1.5nH±0.2nH	500MHz	300mA	0.3ohm	17	500MHz	6000MHz
LQP18MN1N8C02□	1.8nH±0.2nH	500MHz	250mA	0.4ohm	17	500MHz	6000MHz
LQP18MN2N2C02□	2.2nH±0.2nH	500MHz	250mA	0.4ohm	17	500MHz	6000MHz
LQP18MN2N7C02□	2.7nH±0.2nH	500MHz	250mA	0.4ohm	17	500MHz	6000MHz
LQP18MN3N3C02□	3.3nH±0.2nH	500MHz	250mA	0.4ohm	17	500MHz	6000MHz
LQP18MN3N9C02□	3.9nH±0.2nH	500MHz	200mA	0.5ohm	17	500MHz	5900MHz
LQP18MN4N7C02□	4.7nH±0.2nH	500MHz	200mA	0.5ohm	17	500MHz	5200MHz
LQP18MN5N6C02□	5.6nH±0.2nH	500MHz	200mA	0.6ohm	17	500MHz	4700MHz
LQP18MN6N8C02□	6.8nH±0.2nH	500MHz	200mA	0.7ohm	17	500MHz	4300MHz
LQP18MN8N2C02□	8.2nH±0.2nH	500MHz	150mA	0.8ohm	17	500MHz	3600MHz
LQP18MN10NG02□	10nH±2%	500MHz	150mA	1.0ohm	17	500MHz	3400MHz
LQP18MN12NG02□	12nH±2%	500MHz	150mA	1.0ohm	17	500MHz	3000MHz
LQP18MN15NG02□	15nH±2%	500MHz	150mA	1.3ohm	17	500MHz	2700MHz
LQP18MN18NG02□	18nH±2%	500MHz	100mA	1.5ohm	17	500MHz	2300MHz
LQP18MN22NG02□	22nH±2%	500MHz	100mA	1.9ohm	17	500MHz	2100MHz
LQP18MN27NG02□	27nH±2%	500MHz	100mA	2.4ohm	17	500MHz	1900MHz
LQP18MN33NG02□	33nH±2%	500MHz	100mA	2.8ohm	17	500MHz	1700MHz
LQP18MN39NG02□	39nH±2%	500MHz	100mA	2.8ohm	17	500MHz	1400MHz
LQP18MN47NG02□	47nH±2%	300MHz	100mA	2.2ohm	17	300MHz	1200MHz
LQP18MN56NG02□	56nH±2%	300MHz	50mA	3.4ohm	17	300MHz	1000MHz
LQP18MN68NG02□	68nH±2%	300MHz	50mA	3.5ohm	17	300MHz	900MHz
LQP18MN82NG02□	82nH±2%	300MHz	50mA	4.6ohm	17	300MHz	800MHz

Operating Temperature Range: -40°C to +85°C


Only for reflow soldering.

Continued on the following page. 

● This data sheet is applied for CHIP COIL used for General Electronics equipment for your design.

Note:

1. This datasheet is downloaded from the website of Murata Manufacturing co., Ltd. Therefore, it's specifications are subject to change or our products in it may be discontinued without advance notice. Please check with our sales representatives or product engineers before ordering.
2. This datasheet has only typical specifications because there is no space for detailed specifications. Therefore, please approve our product specifications or transact the approval sheet for product specifications before ordering.

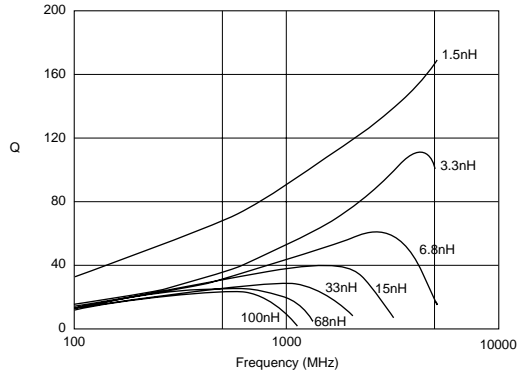
 Continued from the preceding page.

Part Number	Inductance	Test Frequency	Rated Current	Max. of DC Resistance	Q (min.)	Test Frequency	Self Resonance Frequency (min.)
LQP18MNR10G02□	100nH±2%	300MHz	50mA	6.1ohm	17	300MHz	700MHz

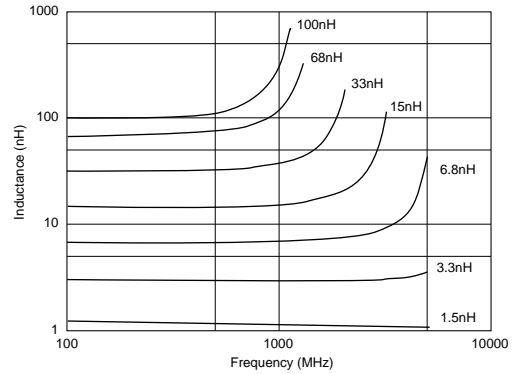
Operating Temperature Range: -40°C to +85°C

Only for reflow soldering.

■ Q - Frequency Characteristics (Typ.)



■ Inductance - Frequency Characteristics (Typ.)



■ ⚠ Caution/Notice

⚠ Caution (Rating)

Do not use products beyond the rated current as this may create excessive heat.

Notice

Solderability of Tin plating termination chip might be deteriorated when low temperature soldering profile where peak solder temperature is below the Tin melting point is used. Please confirm the solderability of Tin plating termination chip before use.

● This data sheet is applied for CHIP COIL used for General Electronics equipment for your design.

⚠ Note:

1. This datasheet is downloaded from the website of Murata Manufacturing co., Ltd. Therefore, it's specifications are subject to change or our products in it may be discontinued without advance notice. Please check with our sales representatives or product engineers before ordering.
2. This datasheet has only typical specifications because there is no space for detailed specifications. Therefore, please approve our product specifications or transact the approval sheet for product specifications before ordering.