

# LQW18ANR15G80#

“#” indicates a package specification code.

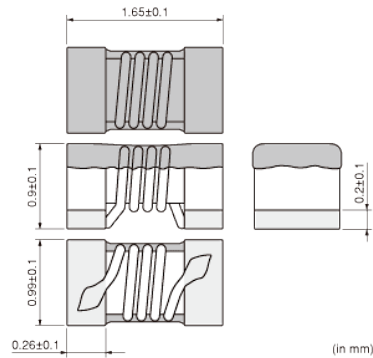
High Frequency Inductor with Low DC resistance and High Current Capability



< List of part numbers with package codes >

LQW18ANR15G80B LQW18ANR15G80J LQW18ANR15G80D

## Appearance & Shape



## References

Packaging	Specifications	Minimum Order Quantity
B	Bulk(Bag)	500
J	330mm Paper Tape	10000
D	180mm Paper Tape	4000

Mass (typ.)	
1 piece	0.0034g

### Attention

- 1.This datasheet is downloaded from the website of Murata Manufacturing Co., Ltd. Therefore, it's specifications are subject to change or our products in it may be discontinued without advance notice. Please check with our sales representatives or product engineers before ordering.
  - 2.This datasheet has only typical specifications because there is no space for detailed specifications.
- Therefore, please review our product specifications or consult the approval sheet for product specifications before ordering.

# LQW18ANR15G80#

“#” indicates a package specification code.

## Specifications

L size	1.65±0.1mm
W size	0.99±0.1mm
T size	0.9±0.1mm
Size code inch (mm)	0603 (1608)
Inductance	150nH±2%
Inductance Test Frequency	100MHz
Rated current (Itemp) (Based on Temperature rise)	420mA
Max. of DC resistance	0.87Ω
Q(min.)	28
Q Test Frequency	150MHz
Self resonance frequency (min.)	1580MHz
Operating Temperature Range(Self-temperature rise is not included)	-55°C to 125°C
Series	LQW18AN_80

### Attention

1.This datasheet is downloaded from the website of Murata Manufacturing Co., Ltd. Therefore, it's specifications are subject to change or our products in it may be discontinued without advance notice. Please check with our sales representatives or product engineers before ordering.

2.This datasheet has only typical specifications because there is no space for detailed specifications.

Therefore, please review our product specifications or consult the approval sheet for product specifications before ordering.

# LQW18ANR15G80#

“#” indicates a package specification code.

## Notice For General

In operating temperatures exceeding +85°C, derating of current is necessary for this series.  
Please apply the derating curve shown in the chart according to the operating temperature.

### Derating of Rated Current



#### Attention

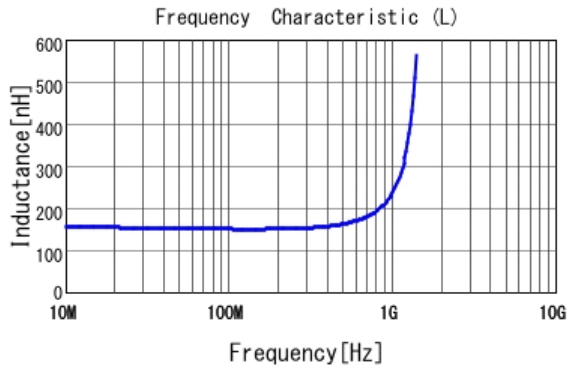
- 1.This datasheet is downloaded from the website of Murata Manufacturing Co., Ltd. Therefore, it's specifications are subject to change or our products in it may be discontinued without advance notice. Please check with our sales representatives or product engineers before ordering.
- 2.This datasheet has only typical specifications because there is no space for detailed specifications.  
Therefore, please review our product specifications or consult the approval sheet for product specifications before ordering.

# LQW18ANR15G80#

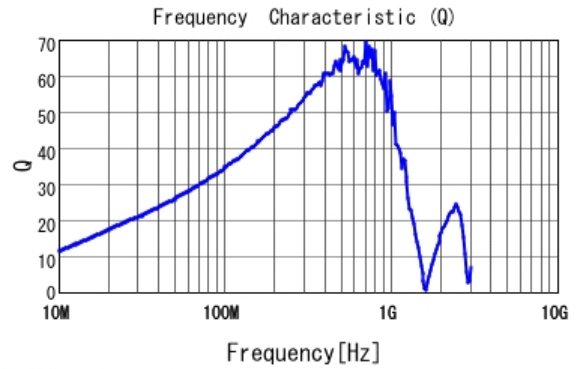
“#” indicates a package specification code.

## Characteristic Data

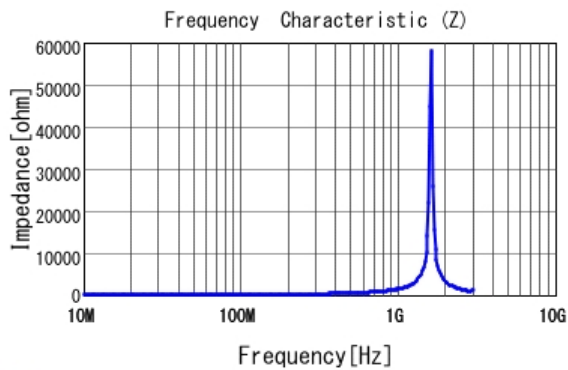
The charts below may show another part number which shares its characteristics.



■ LQW18ANR15G80 L



■ LQW18ANR15G80 Q



■ LQW18ANR15G80 |Z|

**Attention**

1.This datasheet is downloaded from the website of Murata Manufacturing Co., Ltd. Therefore, it's specifications are subject to change or our products in it may be discontinued without advance notice. Please check with our sales representatives or product engineers before ordering.

2.This datasheet has only typical specifications because there is no space for detailed specifications.

Therefore, please review our product specifications or consult the approval sheet for product specifications before ordering.