Apr.1.2020 Copyright 2020 HIROSE ELECTRIC CO., LTD. All Rights Reserved.
In case of consideration for using Automotive equipment / device which demand high reliability, kindly contact our sales window correspondents.

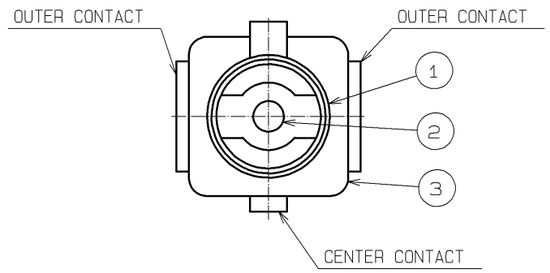

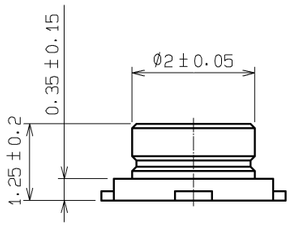

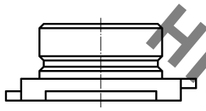

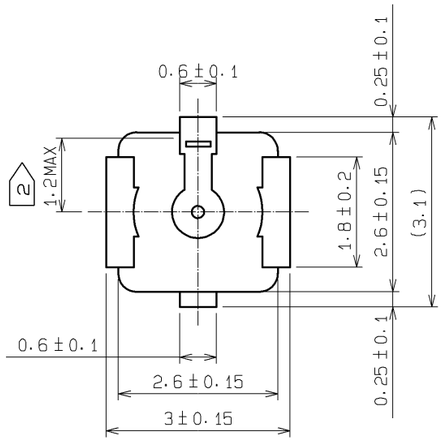

RECOMMENDED PC BOARD PATTERN DRAWING(5:1)

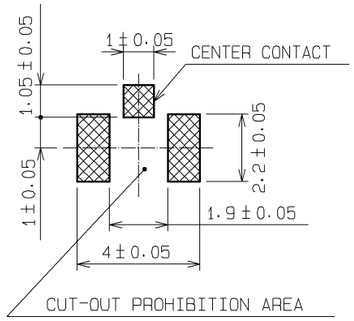

RECOMMENDED METAL MASK DRAWING(5:1)

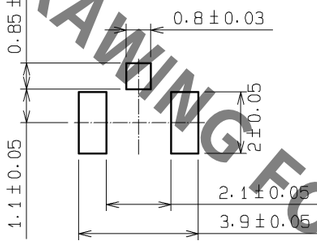

METAL MASK THICKNESS:0.10 mm

ENBOSSED TAPING DRAWING(4:1)

DIRECTION OF UNREELING

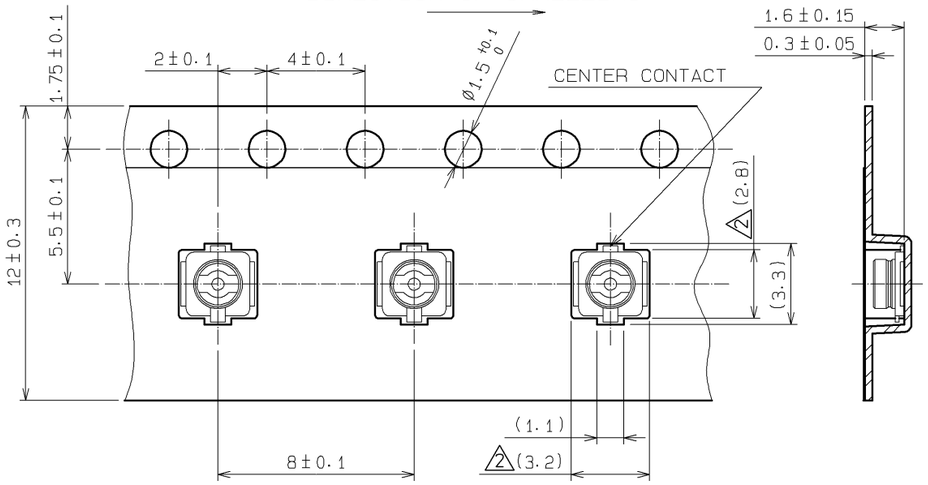

REEL DRAWING(SCALE FREE)

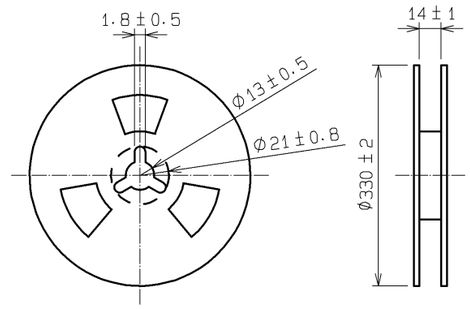

HRS DRAWING FOR REFERENCE

NOTES:

1: THE QUANTITY OF U.FL-R-SMT-1(10) IS 2500 CONNECTORS PER REEL.

2: THIS DIMENSION SHOWS THE ALLOWABLE RANGE THAT THE RESIN IS PUT OVER THE CENTER CONTACT.

3: LEAD CO-PLANARITY SHALL BE 0.1MAX.

4: FOR THE POSSIBILITY OF BREAKAGE OR DEFORMATION, DO NOT MATE THIS CONNECTOR WITH PARTNER, U.FL-LP-*** BEFORE MOUNTING ON PC BOARD.

1 5: USE ALL PRODUCTS WITHIN 6 MONTHS AFTER THE DELIVERY. STORE THEM IN MANUFACTURER'S PACKAGE OR TIGHTLY RE-CLOSED BOX WITH THE FOLLOWING CONDITIONS. CHECK THE TERMINAL SOLDERABILITY BEFORE USE IF THE PRODUCT HAS BEEN STORED FOR MORE THAN 6 MONTHS.

TEPERATURE: -10℃ TO +40℃
HUMIDITY : 15 TO 85% RH.

1 6: ENVIRONMENTAL CONDITIONS
DO NOT USE THE PRODUCTS UNDER THE ENVIRONMENTAL CONDITIONS AS SHOWN BELOW DUE TO POSSIBLE PRODUCT DETERIORATION.

SPECIAL GAS ATMOSPHERE(HYDROGEN SULFIDE GAS, SULFUR SULFIDE GAS AND HYDROGEN CHLORIDE GAS)
PLACE ATTENTION REQUIRED: HEATING SYSTEM, AREA NEAR HOT SPRING, VOLCANIC MOUNTAIN AND ALIKE.

WATER SPLACHED AND CONDENSATION PLACES.
PLACE ATTENTION REQUIRED: HARSH TEMPERATURE CHANGE.

NO.	MATERIAL	FINISH , REMARKS	NO.	MATERIAL	FINISH , REMARKS
2	BRASS	GOLD PLATING			
1	PHOSPHOR BRONZE	SILVER PLATING	3	LCP	(BEIGE), UL94V-0

UNITS	SCALE		COUNT	DESCRIPTION OF REVISIONS	DESIGNED	CHECKED	DATE
mm	10:1	2	2	DIS-D-002045	MT. KANEKO	NK. NINOMIYA	10.12.10

HRS HIROSE ELECTRIC CO., LTD.

APPROVED	: IJ. MITANI	05.01.05
CHECKED	: MH. YAMANE	05.01.05
DESIGNED	: NK. NINOMIYA	05.01.05
DRAWN	: MA. SAEKI	05.01.05

DRAWING NO. EDC3-302540-10
PART NO. U.FL-R-SMT-1(10)
CODE NO. CL331-0472-2-10
2 1/1

FORM HC0011-5-7